



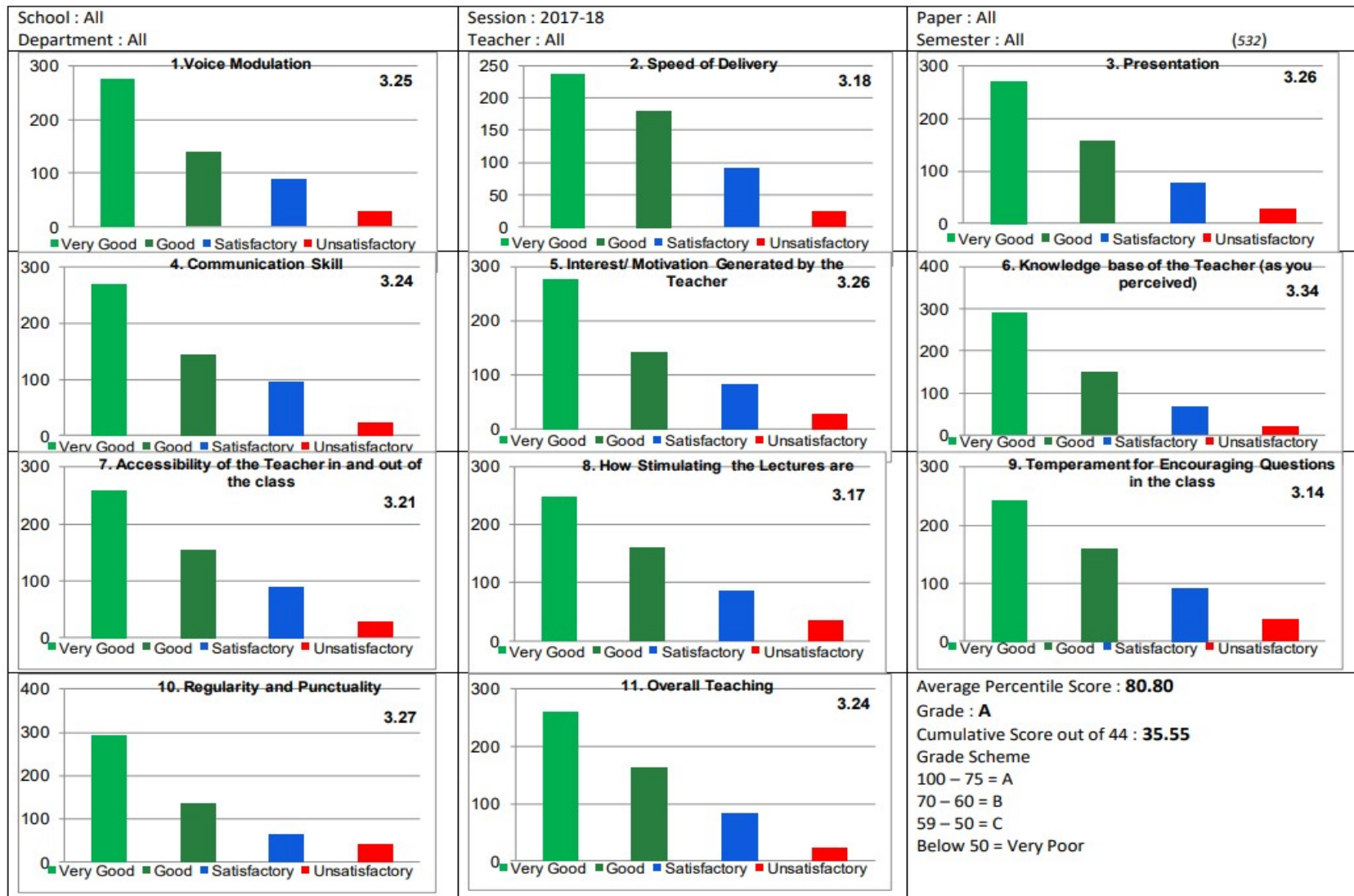
गुरु घासीदास विश्वविद्यालय, बिलासपुर
Guru Ghasidas Vishwavidyalaya, Bilaspur



STUDENTS FEEDBACK ANALYSIS

(SESSION: 2017-18)

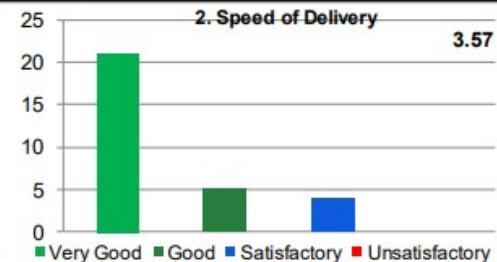
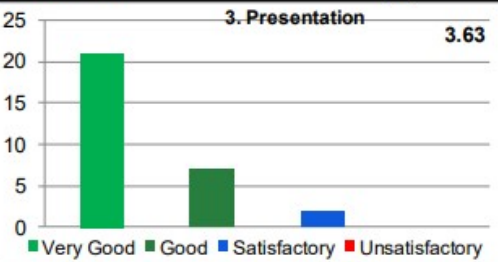
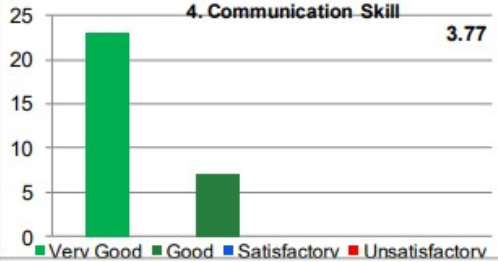
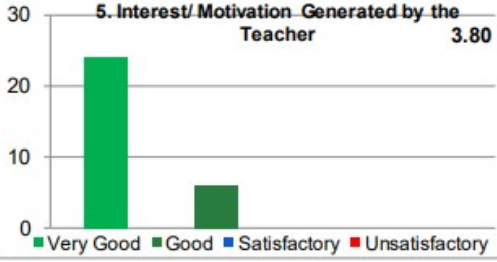
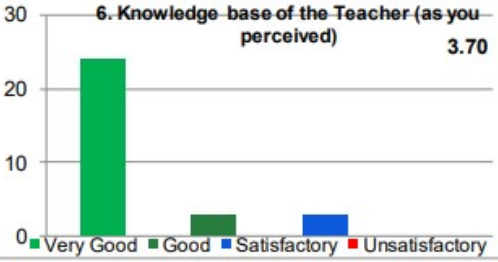
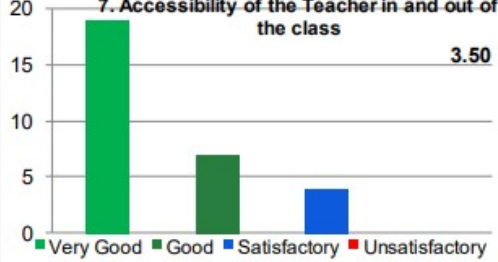
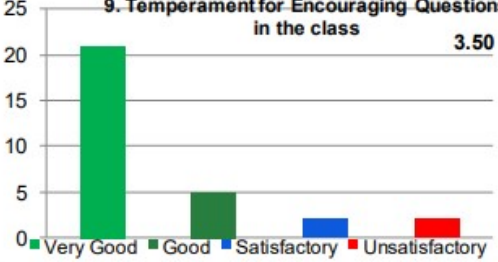
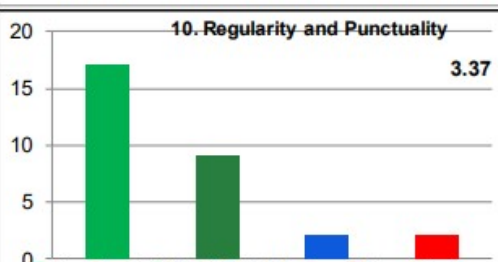
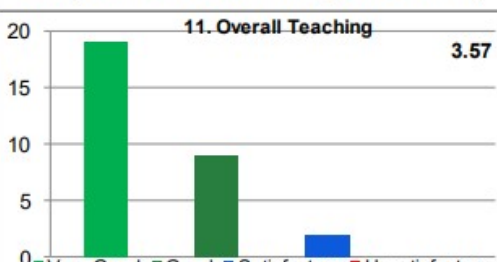
OVERALL UNIVERSITY



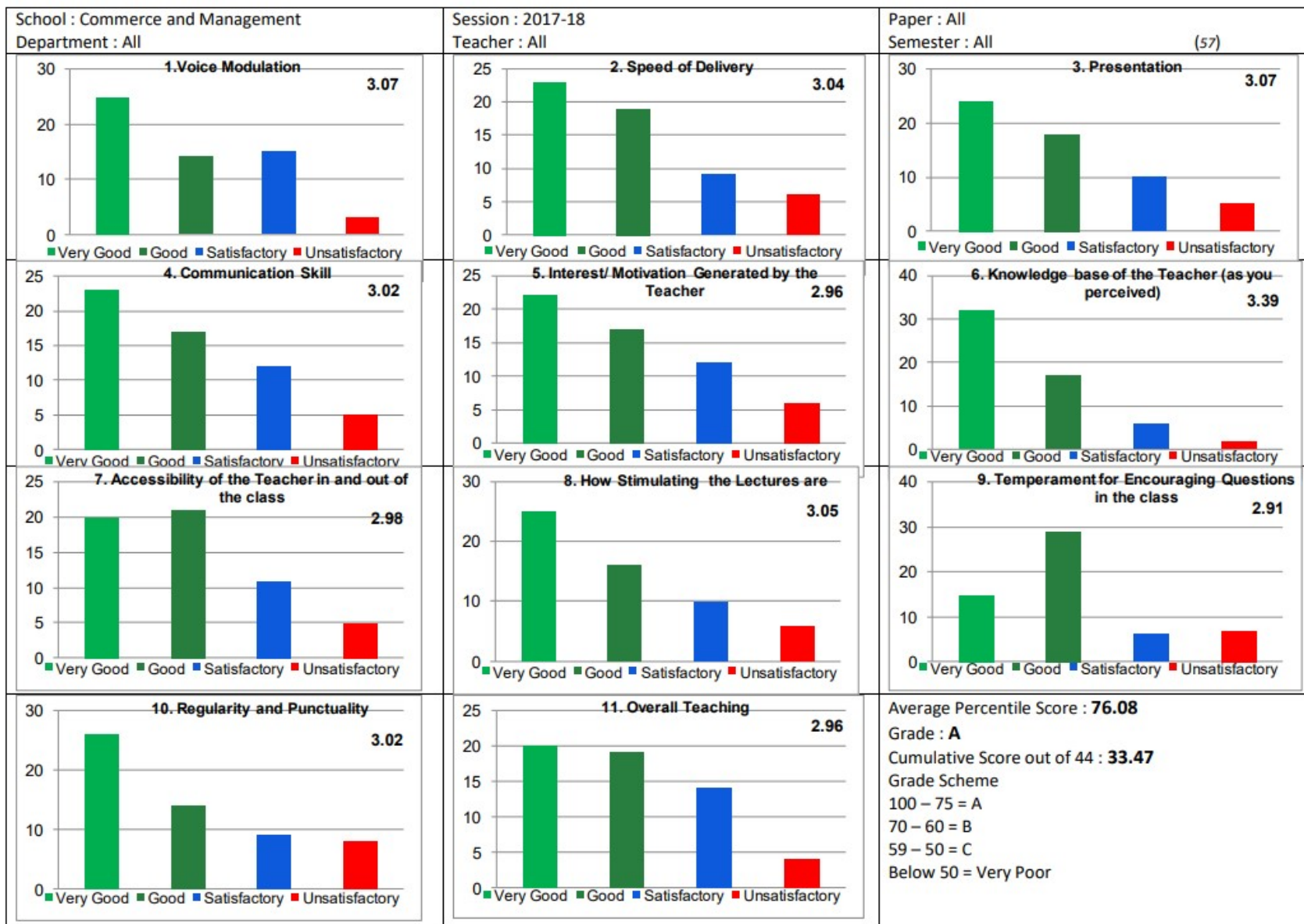
SCHOOLS NAME: SCHOOL OF STUDIES IN ARTS

School : Arts Department : All	Session : 2017-18 Teacher : All	Paper : All Semester : All (59)
1.Voice Modulation  <p>3.61</p>	2. Speed of Delivery  <p>3.53</p>	3. Presentation  <p>3.54</p>
4. Communication Skill  <p>3.61</p>	5. Interest/ Motivation Generated by the Teacher  <p>3.71</p>	6. Knowledge base of the Teacher (as you perceived)  <p>3.58</p>
7. Accessibility of the Teacher in and out of the class  <p>3.51</p>	8. How Stimulating the Lectures are  <p>3.53</p>	9. Temperament for Encouraging Questions in the class  <p>3.47</p>
10. Regularity and Punctuality  <p>3.46</p>	11. Overall Teaching  <p>3.59</p>	Average Percentile Score : 88.94 Grade : A Cumulative Score out of 44 : 39.14 Grade Scheme 100 – 75 = A 70 – 60 = B 59 – 50 = C Below 50 = Very Poor

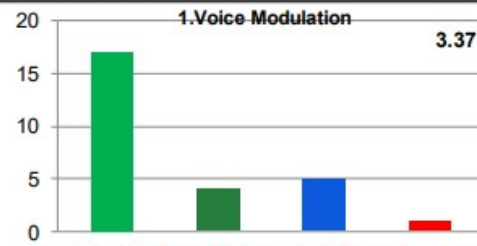
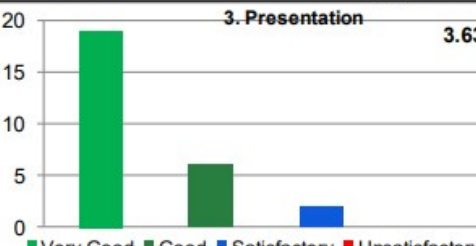
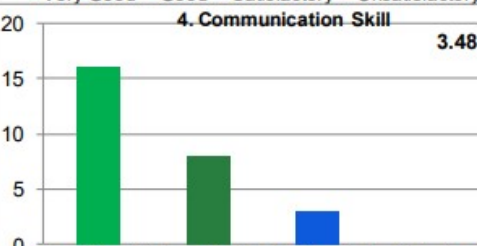
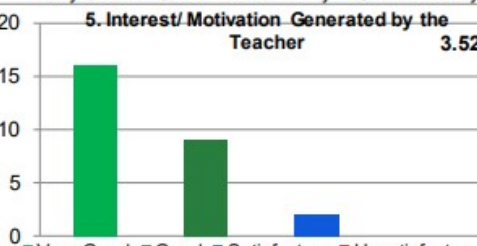
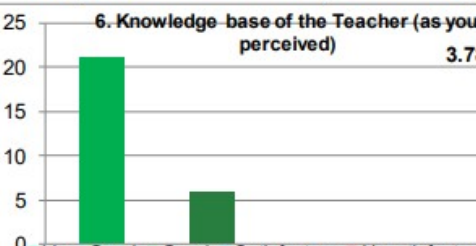
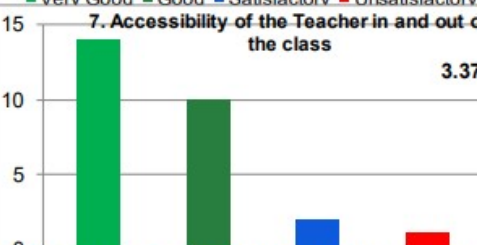
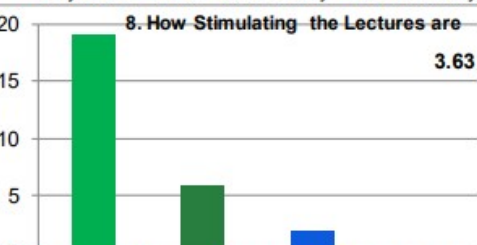
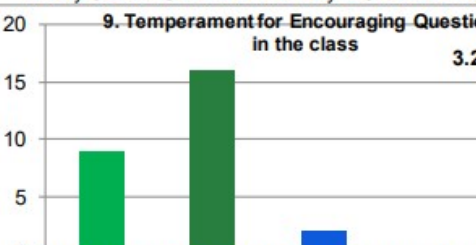
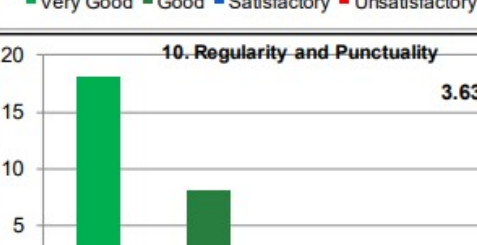
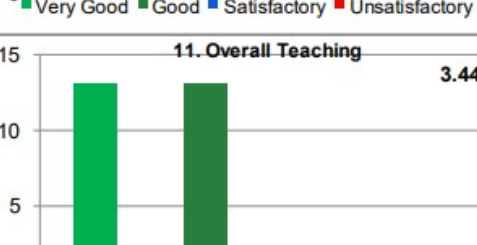
DEPARTMENT NAME: ENGLISH

School : Arts Department of English		Session : 2017-18 Teacher : All	Paper : All Semester : All (30)
1.Voice Modulation 		2. Speed of Delivery 	
3. Presentation 		4. Communication Skill 	
5. Interest/ Motivation Generated by the Teacher 		6. Knowledge -base of the Teacher (as you perceived) 	
7. Accessibility of the Teacher in and out of the class 		8. How Stimulating the Lectures are 	
9. Temperament for Encouraging Questions in the class 		10. Regularity and Punctuality 	
11. Overall Teaching 		Average Percentile Score : 90.00 Grade : A Cumulative Score out of 44 : 39.60 Grade Scheme 100 – 75 = A 70 – 60 = B 59 – 50 = C Below 50 = Very Poor	

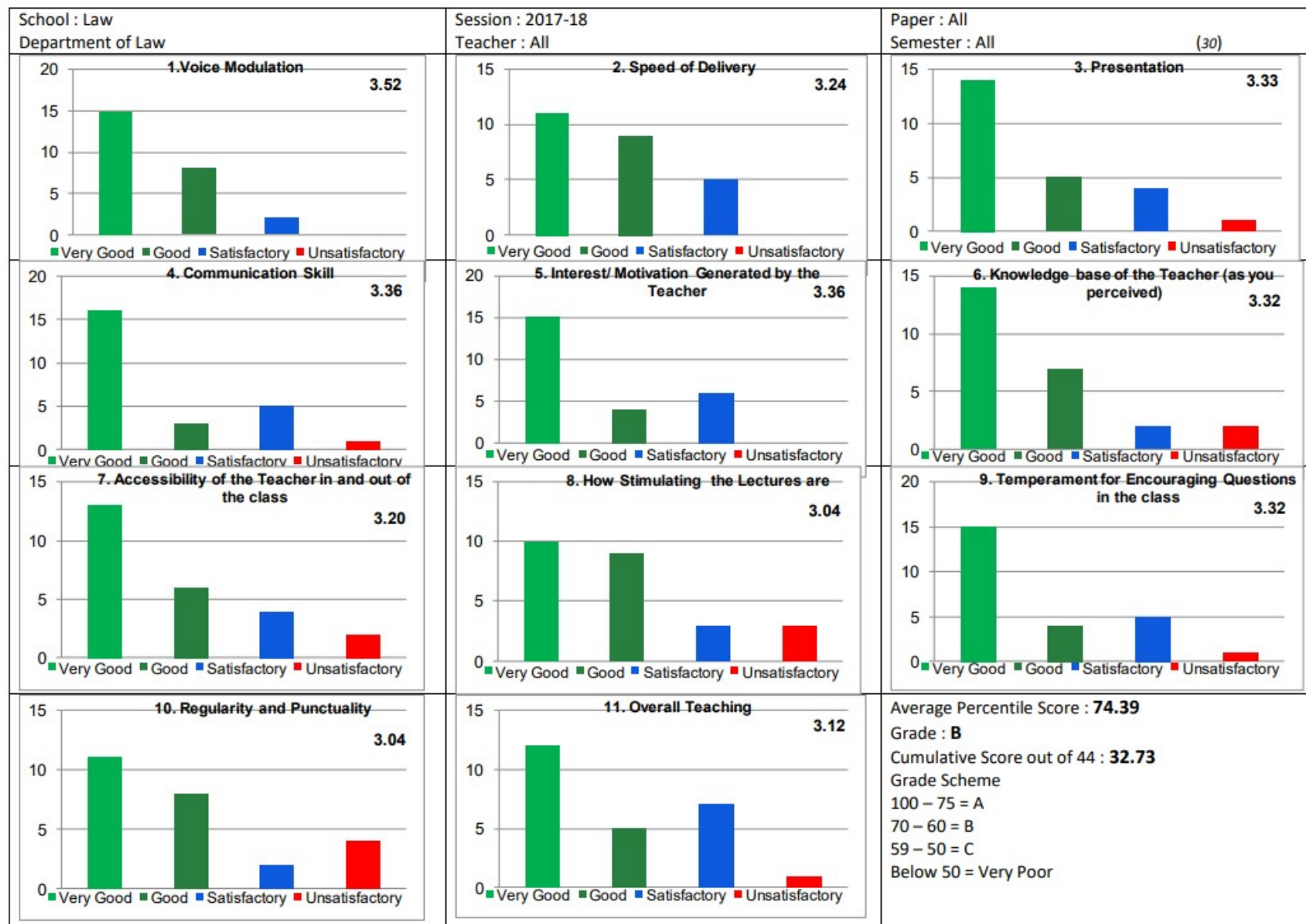
SCHOOLS NAME: SCHOOL OF STUDIES IN MANAGEMENT AND COMMERCE



DEPARTMENT NAME: ENGLISH

School : Commerce and Management Department of Commerce		Session : 2017-18 Teacher : All		Paper : All Semester : All (27)																															
<div>1.Voice Modulation3.37</div>  <table border="1"><thead><tr><th>Category</th><th>Count</th></tr></thead><tbody><tr><td>Very Good</td><td>17</td></tr><tr><td>Good</td><td>4</td></tr><tr><td>Satisfactory</td><td>5</td></tr><tr><td>Unsatisfactory</td><td>1</td></tr></tbody></table>		Category	Count	Very Good	17	Good	4	Satisfactory	5	Unsatisfactory	1	<div>2. Speed of Delivery3.59</div>  <table border="1"><thead><tr><th>Category</th><th>Count</th></tr></thead><tbody><tr><td>Very Good</td><td>17</td></tr><tr><td>Good</td><td>9</td></tr><tr><td>Satisfactory</td><td>1</td></tr><tr><td>Unsatisfactory</td><td>0</td></tr></tbody></table>		Category	Count	Very Good	17	Good	9	Satisfactory	1	Unsatisfactory	0	<div>3. Presentation3.63</div>  <table border="1"><thead><tr><th>Category</th><th>Count</th></tr></thead><tbody><tr><td>Very Good</td><td>19</td></tr><tr><td>Good</td><td>6</td></tr><tr><td>Satisfactory</td><td>2</td></tr><tr><td>Unsatisfactory</td><td>0</td></tr></tbody></table>		Category	Count	Very Good	19	Good	6	Satisfactory	2	Unsatisfactory	0
Category	Count																																		
Very Good	17																																		
Good	4																																		
Satisfactory	5																																		
Unsatisfactory	1																																		
Category	Count																																		
Very Good	17																																		
Good	9																																		
Satisfactory	1																																		
Unsatisfactory	0																																		
Category	Count																																		
Very Good	19																																		
Good	6																																		
Satisfactory	2																																		
Unsatisfactory	0																																		
<div>4. Communication Skill3.48</div>  <table border="1"><thead><tr><th>Category</th><th>Count</th></tr></thead><tbody><tr><td>Very Good</td><td>16</td></tr><tr><td>Good</td><td>8</td></tr><tr><td>Satisfactory</td><td>3</td></tr><tr><td>Unsatisfactory</td><td>0</td></tr></tbody></table>		Category	Count	Very Good	16	Good	8	Satisfactory	3	Unsatisfactory	0	<div>5. Interest/ Motivation Generated by the Teacher3.52</div>  <table border="1"><thead><tr><th>Category</th><th>Count</th></tr></thead><tbody><tr><td>Very Good</td><td>16</td></tr><tr><td>Good</td><td>9</td></tr><tr><td>Satisfactory</td><td>2</td></tr><tr><td>Unsatisfactory</td><td>0</td></tr></tbody></table>		Category	Count	Very Good	16	Good	9	Satisfactory	2	Unsatisfactory	0	<div>6. Knowledge base of the Teacher (as you perceived)3.78</div>  <table border="1"><thead><tr><th>Category</th><th>Count</th></tr></thead><tbody><tr><td>Very Good</td><td>21</td></tr><tr><td>Good</td><td>6</td></tr><tr><td>Satisfactory</td><td>0</td></tr><tr><td>Unsatisfactory</td><td>0</td></tr></tbody></table>		Category	Count	Very Good	21	Good	6	Satisfactory	0	Unsatisfactory	0
Category	Count																																		
Very Good	16																																		
Good	8																																		
Satisfactory	3																																		
Unsatisfactory	0																																		
Category	Count																																		
Very Good	16																																		
Good	9																																		
Satisfactory	2																																		
Unsatisfactory	0																																		
Category	Count																																		
Very Good	21																																		
Good	6																																		
Satisfactory	0																																		
Unsatisfactory	0																																		
<div>7. Accessibility of the Teacher in and out of the class3.37</div>  <table border="1"><thead><tr><th>Category</th><th>Count</th></tr></thead><tbody><tr><td>Very Good</td><td>14</td></tr><tr><td>Good</td><td>10</td></tr><tr><td>Satisfactory</td><td>2</td></tr><tr><td>Unsatisfactory</td><td>1</td></tr></tbody></table>		Category	Count	Very Good	14	Good	10	Satisfactory	2	Unsatisfactory	1	<div>8. How Stimulating the Lectures are3.63</div>  <table border="1"><thead><tr><th>Category</th><th>Count</th></tr></thead><tbody><tr><td>Very Good</td><td>19</td></tr><tr><td>Good</td><td>6</td></tr><tr><td>Satisfactory</td><td>2</td></tr><tr><td>Unsatisfactory</td><td>0</td></tr></tbody></table>		Category	Count	Very Good	19	Good	6	Satisfactory	2	Unsatisfactory	0	<div>9. Temperament for Encouraging Questions in the class3.26</div>  <table border="1"><thead><tr><th>Category</th><th>Count</th></tr></thead><tbody><tr><td>Very Good</td><td>9</td></tr><tr><td>Good</td><td>16</td></tr><tr><td>Satisfactory</td><td>2</td></tr><tr><td>Unsatisfactory</td><td>0</td></tr></tbody></table>		Category	Count	Very Good	9	Good	16	Satisfactory	2	Unsatisfactory	0
Category	Count																																		
Very Good	14																																		
Good	10																																		
Satisfactory	2																																		
Unsatisfactory	1																																		
Category	Count																																		
Very Good	19																																		
Good	6																																		
Satisfactory	2																																		
Unsatisfactory	0																																		
Category	Count																																		
Very Good	9																																		
Good	16																																		
Satisfactory	2																																		
Unsatisfactory	0																																		
<div>10. Regularity and Punctuality3.63</div>  <table border="1"><thead><tr><th>Category</th><th>Count</th></tr></thead><tbody><tr><td>Very Good</td><td>18</td></tr><tr><td>Good</td><td>8</td></tr><tr><td>Satisfactory</td><td>1</td></tr><tr><td>Unsatisfactory</td><td>0</td></tr></tbody></table>		Category	Count	Very Good	18	Good	8	Satisfactory	1	Unsatisfactory	0	<div>11. Overall Teaching3.44</div>  <table border="1"><thead><tr><th>Category</th><th>Count</th></tr></thead><tbody><tr><td>Very Good</td><td>13</td></tr><tr><td>Good</td><td>13</td></tr><tr><td>Satisfactory</td><td>1</td></tr><tr><td>Unsatisfactory</td><td>0</td></tr></tbody></table>		Category	Count	Very Good	13	Good	13	Satisfactory	1	Unsatisfactory	0	<div>Average Percentile Score : 87.96 Grade : A Cumulative Score out of 44 : 38.70 Grade Scheme 100 – 75 = A 70 – 60 = B 59 – 50 = C Below 50 = Very Poor</div>											
Category	Count																																		
Very Good	18																																		
Good	8																																		
Satisfactory	1																																		
Unsatisfactory	0																																		
Category	Count																																		
Very Good	13																																		
Good	13																																		
Satisfactory	1																																		
Unsatisfactory	0																																		

SCHOOLS NAME: SCHOOL OF STUDIES IN LAW



SCHOOLS NAME: SCHOOL OF STUDIES IN LIFE SCIENCE



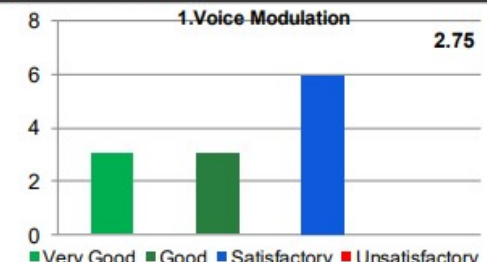

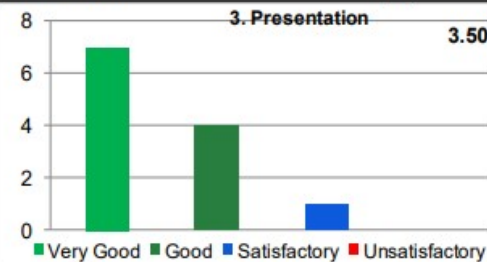
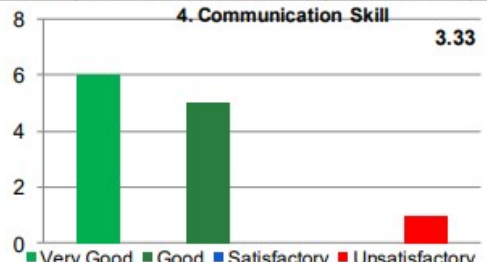
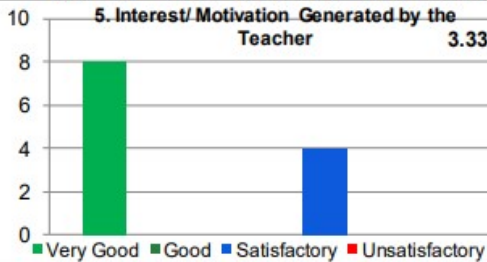
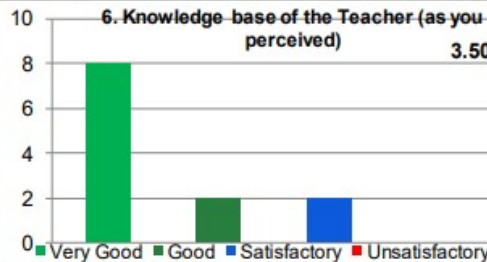
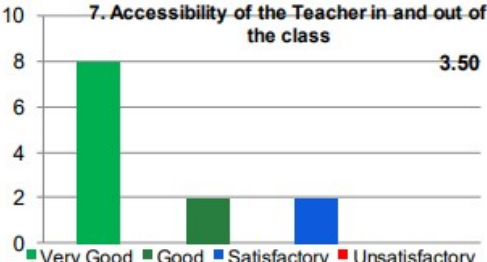
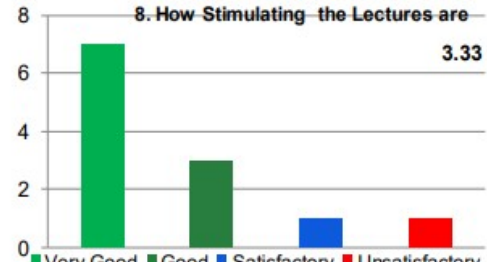
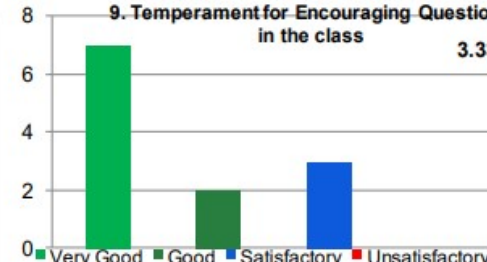
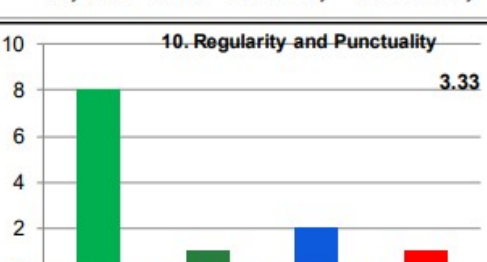
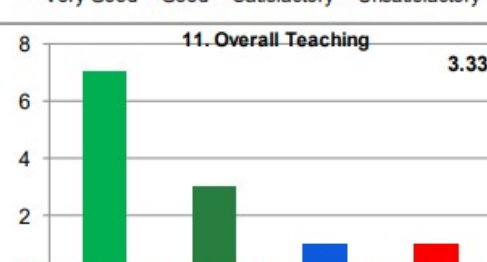
DEPARTMENT NAME: ZOOLOGY

School : Life Science Department of Zoology	Session : 2017-18 Teacher : All	Paper : All Semester : All (27)
1.Voice Modulation 3.52	2. Speed of Delivery 3.24	3. Presentation 3.33
4. Communication Skill 3.36	5. Interest/ Motivation Generated by the Teacher 3.36	6. Knowledge base of the Teacher (as you perceived) 3.32
7. Accessibility of the Teacher in and out of the class 3.20	8. How Stimulating the Lectures are 3.04	9. Temperament for Encouraging Questions in the class 3.32
10. Regularity and Punctuality 3.04	11. Overall Teaching 3.12	Average Percentile Score : 88.64 Grade : A Cumulative Score out of 44 : 39.00 Grade Scheme 100 – 75 = A 70 – 60 = B 59 – 50 = C Below 50 = Very Poor

SCHOOLS NAME: SCHOOL OF STUDIES IN SOCIAL SCIENCE



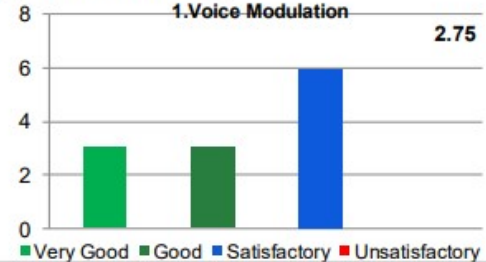
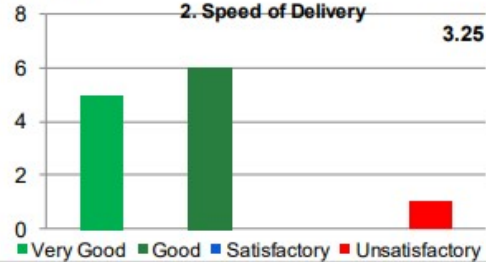
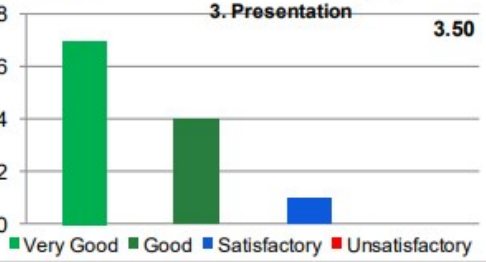
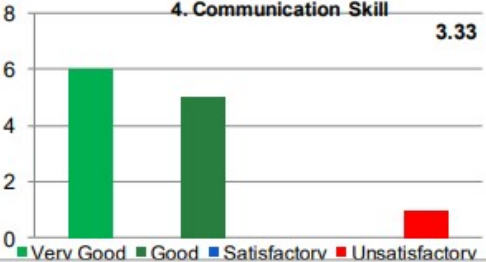
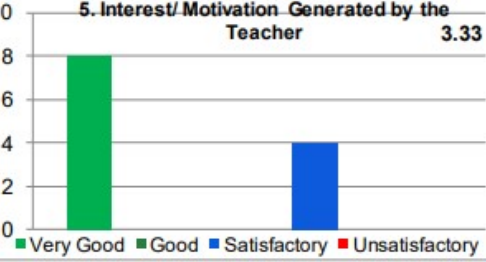
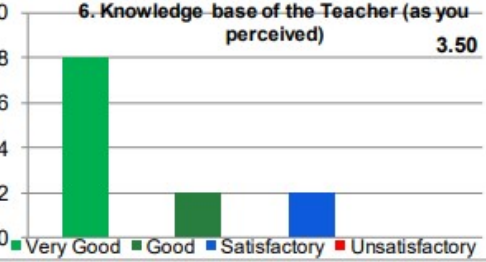
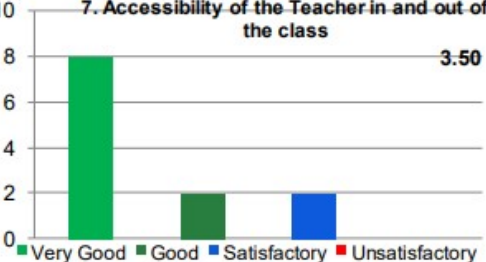
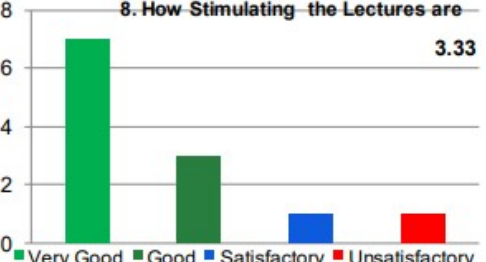
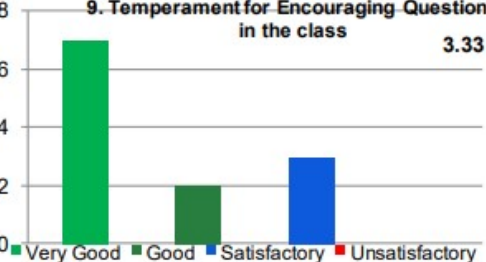
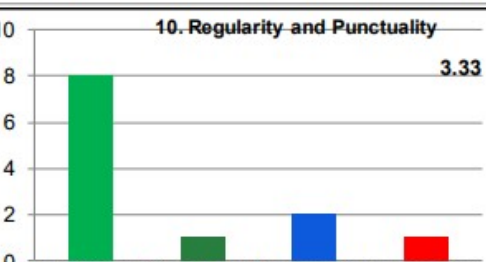
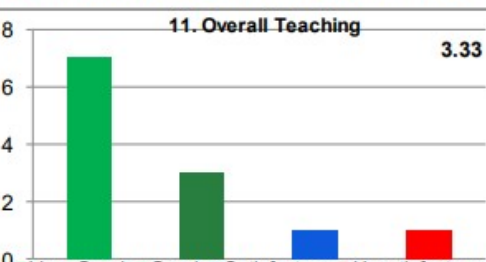
DEPARTMENT NAME: HISTORY

School : Social Science Department of History		Session : 2017-18 Teacher : All		Paper : All Semester : All (12)																															
<div>1.Voice Modulation2.75</div>  <table border="1"><thead><tr><th>Category</th><th>Score</th></tr></thead><tbody><tr><td>Very Good</td><td>3</td></tr><tr><td>Good</td><td>3</td></tr><tr><td>Satisfactory</td><td>6</td></tr><tr><td>Unsatisfactory</td><td>0</td></tr></tbody></table>		Category	Score	Very Good	3	Good	3	Satisfactory	6	Unsatisfactory	0	<div>2. Speed of Delivery3.25</div>  <table border="1"><thead><tr><th>Category</th><th>Score</th></tr></thead><tbody><tr><td>Very Good</td><td>5</td></tr><tr><td>Good</td><td>6</td></tr><tr><td>Satisfactory</td><td>0</td></tr><tr><td>Unsatisfactory</td><td>1</td></tr></tbody></table>		Category	Score	Very Good	5	Good	6	Satisfactory	0	Unsatisfactory	1	<div>3. Presentation3.50</div>  <table border="1"><thead><tr><th>Category</th><th>Score</th></tr></thead><tbody><tr><td>Very Good</td><td>7</td></tr><tr><td>Good</td><td>4</td></tr><tr><td>Satisfactory</td><td>1</td></tr><tr><td>Unsatisfactory</td><td>0</td></tr></tbody></table>		Category	Score	Very Good	7	Good	4	Satisfactory	1	Unsatisfactory	0
Category	Score																																		
Very Good	3																																		
Good	3																																		
Satisfactory	6																																		
Unsatisfactory	0																																		
Category	Score																																		
Very Good	5																																		
Good	6																																		
Satisfactory	0																																		
Unsatisfactory	1																																		
Category	Score																																		
Very Good	7																																		
Good	4																																		
Satisfactory	1																																		
Unsatisfactory	0																																		
<div>4. Communication Skill3.33</div>  <table border="1"><thead><tr><th>Category</th><th>Score</th></tr></thead><tbody><tr><td>Very Good</td><td>6</td></tr><tr><td>Good</td><td>5</td></tr><tr><td>Satisfactory</td><td>0</td></tr><tr><td>Unsatisfactory</td><td>1</td></tr></tbody></table>		Category	Score	Very Good	6	Good	5	Satisfactory	0	Unsatisfactory	1	<div>5. Interest/ Motivation Generated by the Teacher3.33</div>  <table border="1"><thead><tr><th>Category</th><th>Score</th></tr></thead><tbody><tr><td>Very Good</td><td>8</td></tr><tr><td>Good</td><td>0</td></tr><tr><td>Satisfactory</td><td>4</td></tr><tr><td>Unsatisfactory</td><td>0</td></tr></tbody></table>		Category	Score	Very Good	8	Good	0	Satisfactory	4	Unsatisfactory	0	<div>6. Knowledge base of the Teacher (as you perceived)3.50</div>  <table border="1"><thead><tr><th>Category</th><th>Score</th></tr></thead><tbody><tr><td>Very Good</td><td>8</td></tr><tr><td>Good</td><td>2</td></tr><tr><td>Satisfactory</td><td>2</td></tr><tr><td>Unsatisfactory</td><td>0</td></tr></tbody></table>		Category	Score	Very Good	8	Good	2	Satisfactory	2	Unsatisfactory	0
Category	Score																																		
Very Good	6																																		
Good	5																																		
Satisfactory	0																																		
Unsatisfactory	1																																		
Category	Score																																		
Very Good	8																																		
Good	0																																		
Satisfactory	4																																		
Unsatisfactory	0																																		
Category	Score																																		
Very Good	8																																		
Good	2																																		
Satisfactory	2																																		
Unsatisfactory	0																																		
<div>7. Accessibility of the Teacher in and out of the class3.50</div>  <table border="1"><thead><tr><th>Category</th><th>Score</th></tr></thead><tbody><tr><td>Very Good</td><td>8</td></tr><tr><td>Good</td><td>2</td></tr><tr><td>Satisfactory</td><td>2</td></tr><tr><td>Unsatisfactory</td><td>0</td></tr></tbody></table>		Category	Score	Very Good	8	Good	2	Satisfactory	2	Unsatisfactory	0	<div>8. How Stimulating the Lectures are3.33</div>  <table border="1"><thead><tr><th>Category</th><th>Score</th></tr></thead><tbody><tr><td>Very Good</td><td>7</td></tr><tr><td>Good</td><td>3</td></tr><tr><td>Satisfactory</td><td>1</td></tr><tr><td>Unsatisfactory</td><td>1</td></tr></tbody></table>		Category	Score	Very Good	7	Good	3	Satisfactory	1	Unsatisfactory	1	<div>9. Temperament for Encouraging Questions in the class3.33</div>  <table border="1"><thead><tr><th>Category</th><th>Score</th></tr></thead><tbody><tr><td>Very Good</td><td>7</td></tr><tr><td>Good</td><td>2</td></tr><tr><td>Satisfactory</td><td>3</td></tr><tr><td>Unsatisfactory</td><td>0</td></tr></tbody></table>		Category	Score	Very Good	7	Good	2	Satisfactory	3	Unsatisfactory	0
Category	Score																																		
Very Good	8																																		
Good	2																																		
Satisfactory	2																																		
Unsatisfactory	0																																		
Category	Score																																		
Very Good	7																																		
Good	3																																		
Satisfactory	1																																		
Unsatisfactory	1																																		
Category	Score																																		
Very Good	7																																		
Good	2																																		
Satisfactory	3																																		
Unsatisfactory	0																																		
<div>10. Regularity and Punctuality3.33</div>  <table border="1"><thead><tr><th>Category</th><th>Score</th></tr></thead><tbody><tr><td>Very Good</td><td>8</td></tr><tr><td>Good</td><td>1</td></tr><tr><td>Satisfactory</td><td>2</td></tr><tr><td>Unsatisfactory</td><td>1</td></tr></tbody></table>		Category	Score	Very Good	8	Good	1	Satisfactory	2	Unsatisfactory	1	<div>11. Overall Teaching3.33</div>  <table border="1"><thead><tr><th>Category</th><th>Score</th></tr></thead><tbody><tr><td>Very Good</td><td>7</td></tr><tr><td>Good</td><td>3</td></tr><tr><td>Satisfactory</td><td>1</td></tr><tr><td>Unsatisfactory</td><td>1</td></tr></tbody></table>		Category	Score	Very Good	7	Good	3	Satisfactory	1	Unsatisfactory	1	<div>Average Percentile Score : 82.95 Grade : A Cumulative Score out of 44 : 36.50 Grade Scheme 100 – 75 = A 70 – 60 = B 59 – 50 = C Below 50 = Very Poor</div>											
Category	Score																																		
Very Good	8																																		
Good	1																																		
Satisfactory	2																																		
Unsatisfactory	1																																		
Category	Score																																		
Very Good	7																																		
Good	3																																		
Satisfactory	1																																		
Unsatisfactory	1																																		

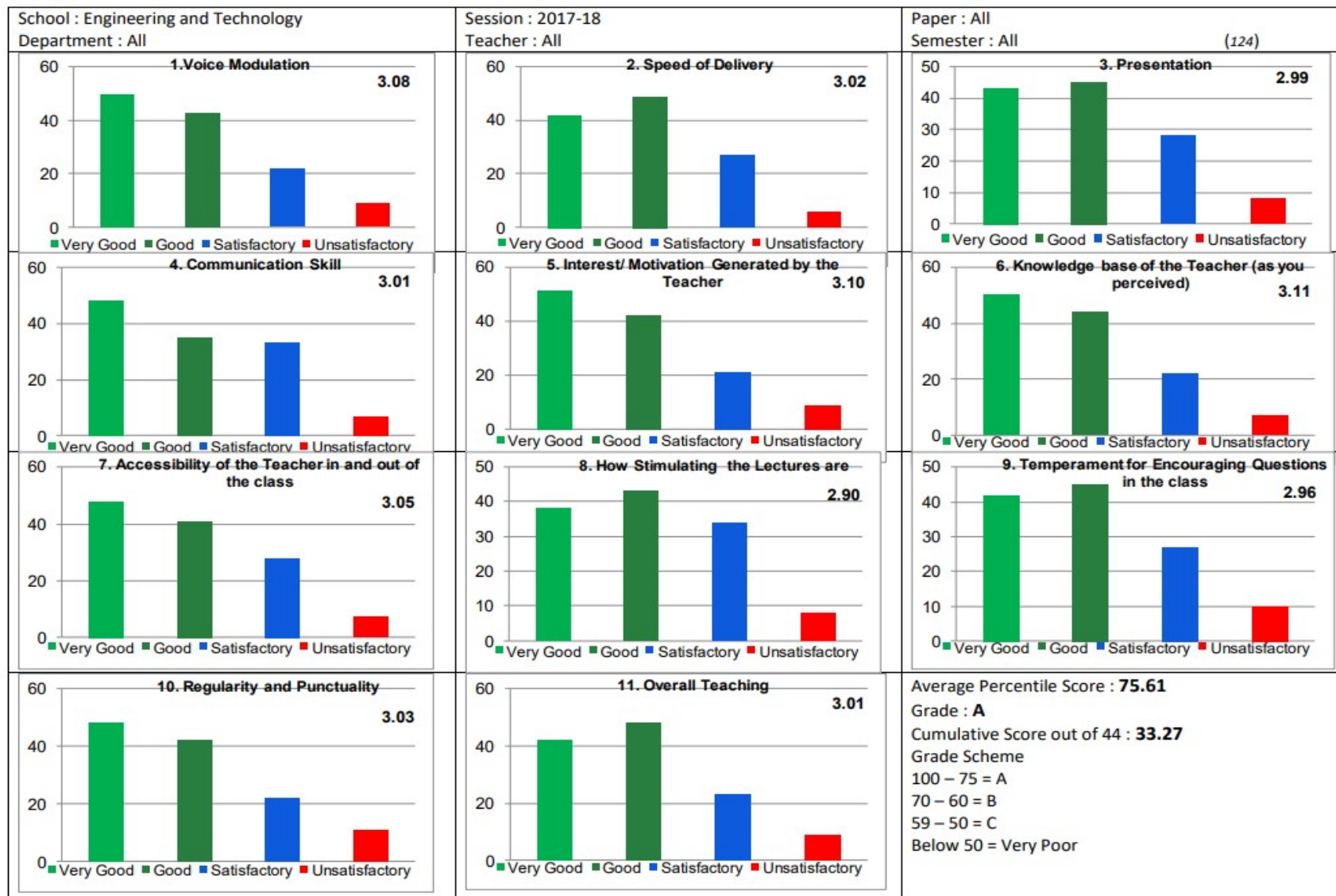
SCHOOLS NAME: SCHOOL OF STUDIES IN NATURAL SCIENCE

School : Natural Resources All	Session : 2017-18 Teacher : All	Paper : All Semester : All (63)
1.Voice Modulation 2.75 	2. Speed of Delivery 3.25 	3. Presentation 3.50
4. Communication Skill 3.33 	5. Interest/ Motivation Generated by the Teacher 3.33 	6. Knowledge base of the Teacher (as you perceived) 3.50
7. Accessibility of the Teacher in and out of the class 3.50 	8. How Stimulating the Lectures are 3.33 	9. Temperament for Encouraging Questions in the class 3.33
10. Regularity and Punctuality 3.33 	11. Overall Teaching 3.33 	Average Percentile Score : 76.59 Grade : A Cumulative Score out of 44 : 33.70 Grade Scheme 100 – 75 = A 70 – 60 = B 59 – 50 = C Below 50 = Very Poor

DEPARTMENT NAME: PHARMACY

School : Natural Resources Department of Pharmacy		Session : 2017-18 Teacher : All		Paper : All Semester : All (30)																															
<div>1.Voice Modulation</div> <div>2.75</div>  <table border="1"><thead><tr><th>Category</th><th>Score</th></tr></thead><tbody><tr><td>Very Good</td><td>3</td></tr><tr><td>Good</td><td>3</td></tr><tr><td>Satisfactory</td><td>6</td></tr><tr><td>Unsatisfactory</td><td>0</td></tr></tbody></table>		Category	Score	Very Good	3	Good	3	Satisfactory	6	Unsatisfactory	0	<div>2. Speed of Delivery</div> <div>3.25</div>  <table border="1"><thead><tr><th>Category</th><th>Score</th></tr></thead><tbody><tr><td>Very Good</td><td>5</td></tr><tr><td>Good</td><td>6</td></tr><tr><td>Satisfactory</td><td>0</td></tr><tr><td>Unsatisfactory</td><td>1</td></tr></tbody></table>		Category	Score	Very Good	5	Good	6	Satisfactory	0	Unsatisfactory	1	<div>3. Presentation</div> <div>3.50</div>  <table border="1"><thead><tr><th>Category</th><th>Score</th></tr></thead><tbody><tr><td>Very Good</td><td>7</td></tr><tr><td>Good</td><td>4</td></tr><tr><td>Satisfactory</td><td>1</td></tr><tr><td>Unsatisfactory</td><td>0</td></tr></tbody></table>		Category	Score	Very Good	7	Good	4	Satisfactory	1	Unsatisfactory	0
Category	Score																																		
Very Good	3																																		
Good	3																																		
Satisfactory	6																																		
Unsatisfactory	0																																		
Category	Score																																		
Very Good	5																																		
Good	6																																		
Satisfactory	0																																		
Unsatisfactory	1																																		
Category	Score																																		
Very Good	7																																		
Good	4																																		
Satisfactory	1																																		
Unsatisfactory	0																																		
<div>4. Communication Skill</div> <div>3.33</div>  <table border="1"><thead><tr><th>Category</th><th>Score</th></tr></thead><tbody><tr><td>Very Good</td><td>6</td></tr><tr><td>Good</td><td>5</td></tr><tr><td>Satisfactory</td><td>0</td></tr><tr><td>Unsatisfactory</td><td>1</td></tr></tbody></table>		Category	Score	Very Good	6	Good	5	Satisfactory	0	Unsatisfactory	1	<div>5. Interest/ Motivation Generated by the Teacher</div> <div>3.33</div>  <table border="1"><thead><tr><th>Category</th><th>Score</th></tr></thead><tbody><tr><td>Very Good</td><td>8</td></tr><tr><td>Good</td><td>0</td></tr><tr><td>Satisfactory</td><td>4</td></tr><tr><td>Unsatisfactory</td><td>0</td></tr></tbody></table>		Category	Score	Very Good	8	Good	0	Satisfactory	4	Unsatisfactory	0	<div>6. Knowledge base of the Teacher (as you perceived)</div> <div>3.50</div>  <table border="1"><thead><tr><th>Category</th><th>Score</th></tr></thead><tbody><tr><td>Very Good</td><td>8</td></tr><tr><td>Good</td><td>2</td></tr><tr><td>Satisfactory</td><td>2</td></tr><tr><td>Unsatisfactory</td><td>0</td></tr></tbody></table>		Category	Score	Very Good	8	Good	2	Satisfactory	2	Unsatisfactory	0
Category	Score																																		
Very Good	6																																		
Good	5																																		
Satisfactory	0																																		
Unsatisfactory	1																																		
Category	Score																																		
Very Good	8																																		
Good	0																																		
Satisfactory	4																																		
Unsatisfactory	0																																		
Category	Score																																		
Very Good	8																																		
Good	2																																		
Satisfactory	2																																		
Unsatisfactory	0																																		
<div>7. Accessibility of the Teacher in and out of the class</div> <div>3.50</div>  <table border="1"><thead><tr><th>Category</th><th>Score</th></tr></thead><tbody><tr><td>Very Good</td><td>8</td></tr><tr><td>Good</td><td>2</td></tr><tr><td>Satisfactory</td><td>2</td></tr><tr><td>Unsatisfactory</td><td>0</td></tr></tbody></table>		Category	Score	Very Good	8	Good	2	Satisfactory	2	Unsatisfactory	0	<div>8. How Stimulating the Lectures are</div> <div>3.33</div>  <table border="1"><thead><tr><th>Category</th><th>Score</th></tr></thead><tbody><tr><td>Very Good</td><td>7</td></tr><tr><td>Good</td><td>3</td></tr><tr><td>Satisfactory</td><td>1</td></tr><tr><td>Unsatisfactory</td><td>1</td></tr></tbody></table>		Category	Score	Very Good	7	Good	3	Satisfactory	1	Unsatisfactory	1	<div>9. Temperament for Encouraging Questions in the class</div> <div>3.33</div>  <table border="1"><thead><tr><th>Category</th><th>Score</th></tr></thead><tbody><tr><td>Very Good</td><td>7</td></tr><tr><td>Good</td><td>2</td></tr><tr><td>Satisfactory</td><td>3</td></tr><tr><td>Unsatisfactory</td><td>0</td></tr></tbody></table>		Category	Score	Very Good	7	Good	2	Satisfactory	3	Unsatisfactory	0
Category	Score																																		
Very Good	8																																		
Good	2																																		
Satisfactory	2																																		
Unsatisfactory	0																																		
Category	Score																																		
Very Good	7																																		
Good	3																																		
Satisfactory	1																																		
Unsatisfactory	1																																		
Category	Score																																		
Very Good	7																																		
Good	2																																		
Satisfactory	3																																		
Unsatisfactory	0																																		
<div>10. Regularity and Punctuality</div> <div>3.33</div>  <table border="1"><thead><tr><th>Category</th><th>Score</th></tr></thead><tbody><tr><td>Very Good</td><td>8</td></tr><tr><td>Good</td><td>1</td></tr><tr><td>Satisfactory</td><td>2</td></tr><tr><td>Unsatisfactory</td><td>1</td></tr></tbody></table>		Category	Score	Very Good	8	Good	1	Satisfactory	2	Unsatisfactory	1	<div>11. Overall Teaching</div> <div>3.33</div>  <table border="1"><thead><tr><th>Category</th><th>Score</th></tr></thead><tbody><tr><td>Very Good</td><td>7</td></tr><tr><td>Good</td><td>3</td></tr><tr><td>Satisfactory</td><td>1</td></tr><tr><td>Unsatisfactory</td><td>1</td></tr></tbody></table>		Category	Score	Very Good	7	Good	3	Satisfactory	1	Unsatisfactory	1	<div>Average Percentile Score : 74.17</div> <div>Grade : B</div> <div>Cumulative Score out of 44 : 32.63</div> <div>Grade Scheme</div> <div>100 – 75 = A</div> <div>70 – 60 = B</div> <div>59 – 50 = C</div> <div>Below 50 = Very Poor</div>											
Category	Score																																		
Very Good	8																																		
Good	1																																		
Satisfactory	2																																		
Unsatisfactory	1																																		
Category	Score																																		
Very Good	7																																		
Good	3																																		
Satisfactory	1																																		
Unsatisfactory	1																																		

SCHOOLS NAME: SCHOOL OF STUDIES IN ENGINEERING & TECHNOLOGY



DEPARTMENT NAME: ELECTRONICS & COMMUNICATION ENGINEERING

School : Engineering and Technology Department of Electronics & Comm Engineering		Session : 2017-18 Teacher : All	Paper : All Semester : All (33)
1. Voice Modulation 3.52	2. Speed of Delivery 3.24	3. Presentation 3.33	
4. Communication Skill 3.36	5. Interest/ Motivation Generated by the Teacher 3.36	6. Knowledge base of the Teacher (as you perceived) 3.32	
7. Accessibility of the Teacher in and out of the class 3.20	8. How Stimulating the Lectures are 3.04	9. Temperament for Encouraging Questions in the class 3.32	
10. Regularity and Punctuality 3.04	11. Overall Teaching 3.12	Average Percentile Score : 75.55 Grade : A Cumulative Score out of 44 : 33.24 Grade Scheme 100 – 75 = A 70 – 60 = B 59 – 50 = C Below 50 = Very Poor	