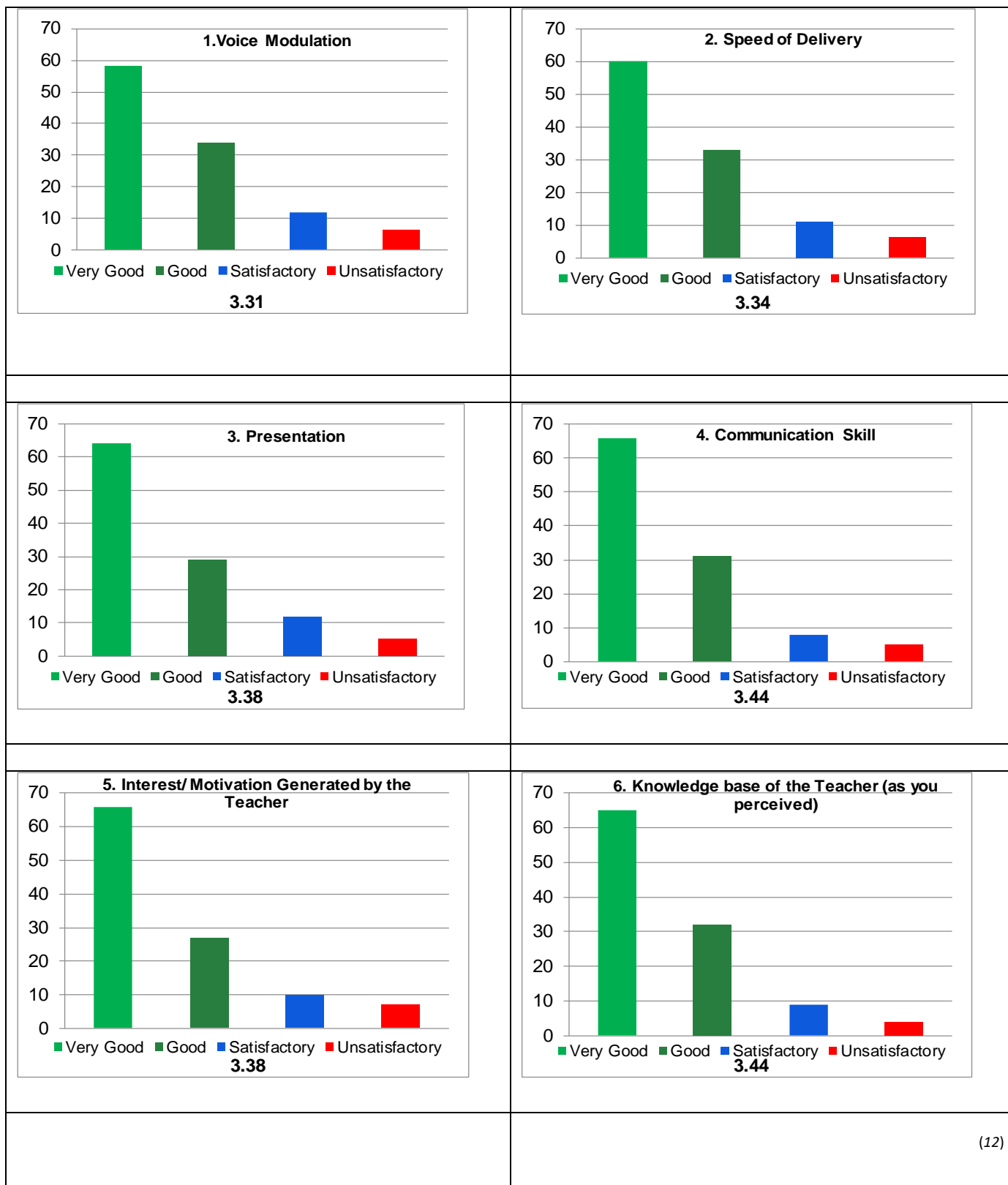


# Guru Ghasidas Vishwavidyalaya, Bilaspur, CG

## Student Feedback Analysis Report (Course / Subject – All)

School	Department	Session	Cumulative Score out of 44	Average Percentile Score	Grade	Grade Scheme 100-75 = A 74-60 = B 59-50 = C Below 50 = Very Poor
Mathematical and Computation Science	Computer Science and Information Technology	2021-22	33.25	75.57	A	



# Guru Ghasidas Vishwavidyalaya, Bilaspur, CG

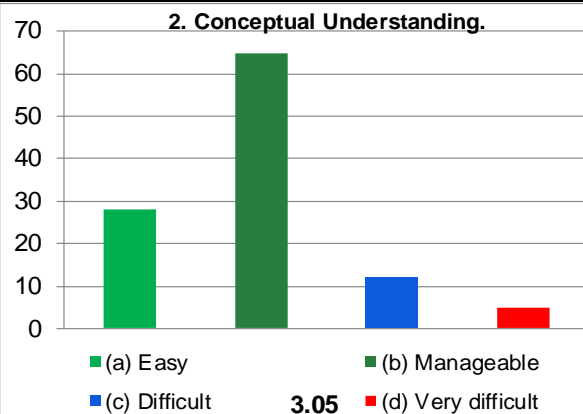
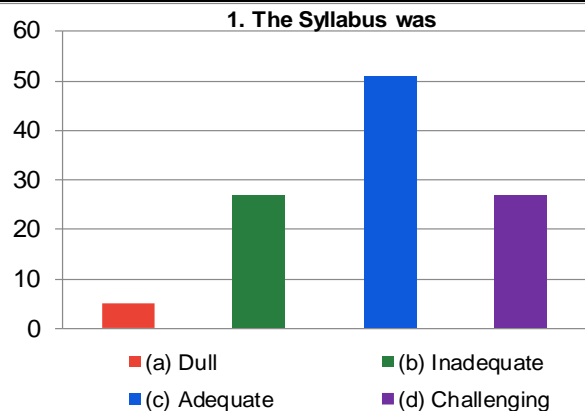
## Student Feedback Analysis Report (Course / Subject – All)

<p><b>7. Accessibility of the Teacher in and out of the class</b></p> <p>3.21</p>	<p><b>8. How Stimulating the Lectures are</b></p> <p>3.23</p>
<p><b>9. Temperament for Encouraging Questions in the class</b></p> <p>3.28</p>	<p><b>10. Regularity and Punctuality</b></p> <p>3.34</p>
<p><b>11. Overall Teaching</b></p> <p>3.43</p>	

# Guru Ghasidas Vishwavidyalaya, Bilaspur, CG

## Student Feedback Analysis Report (Course / Subject – All)

### On the Content of the Syllabus



\*\*\*