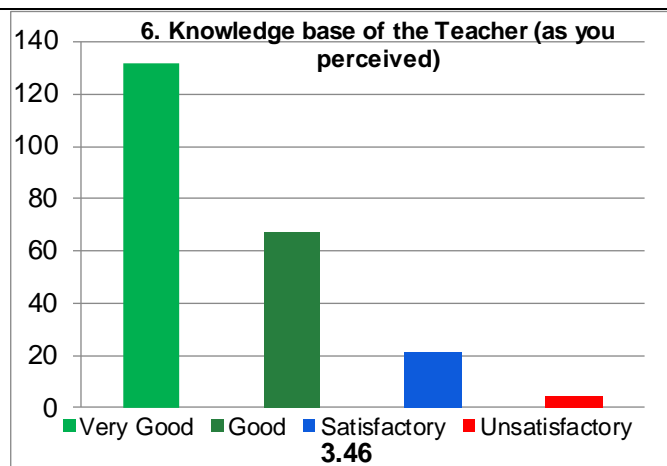
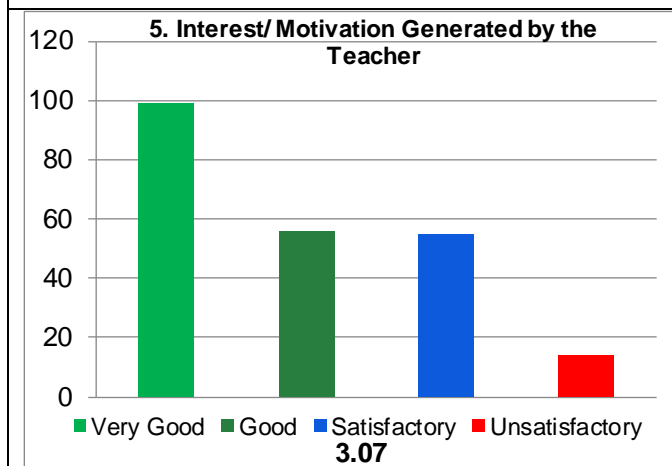
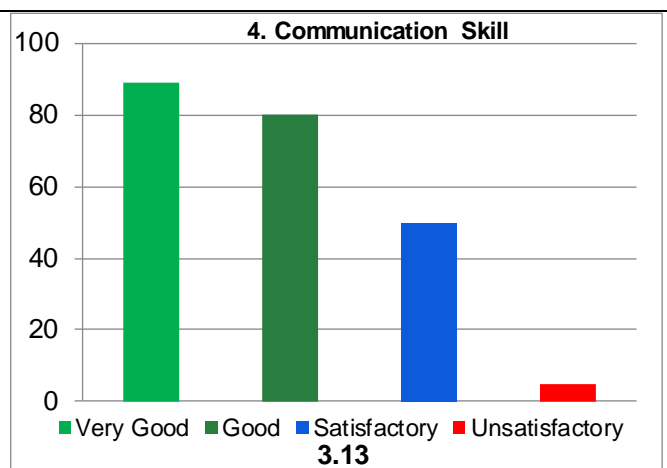
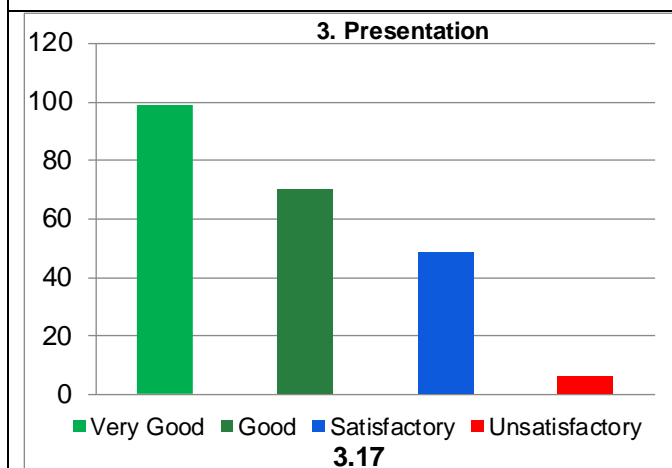
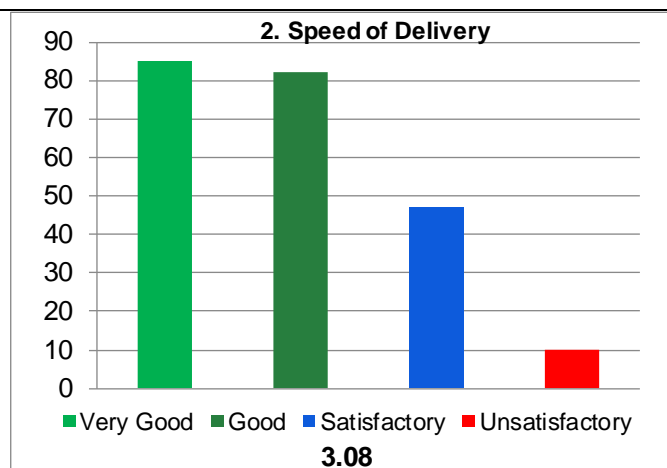
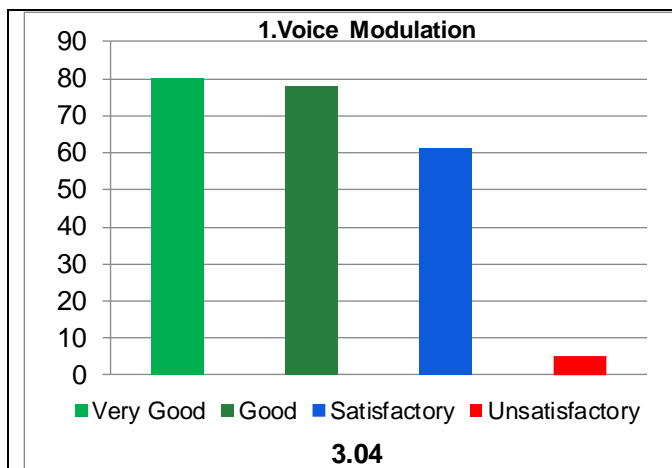


# Guru Ghasidas Vishwavidyalaya, Bilaspur, CG

## Student Feedback Analysis Report (Course / Subject – All)

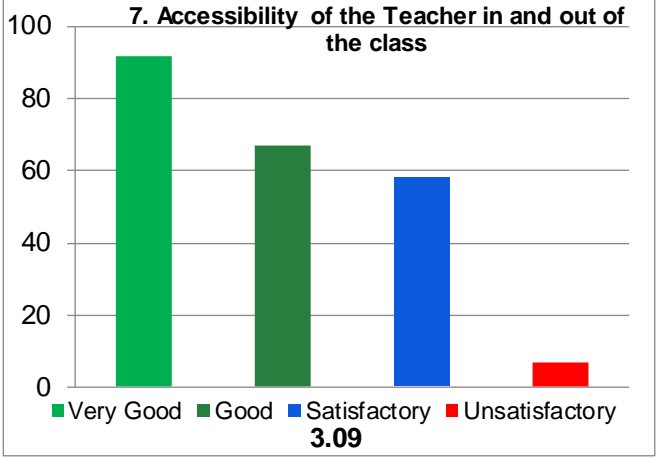
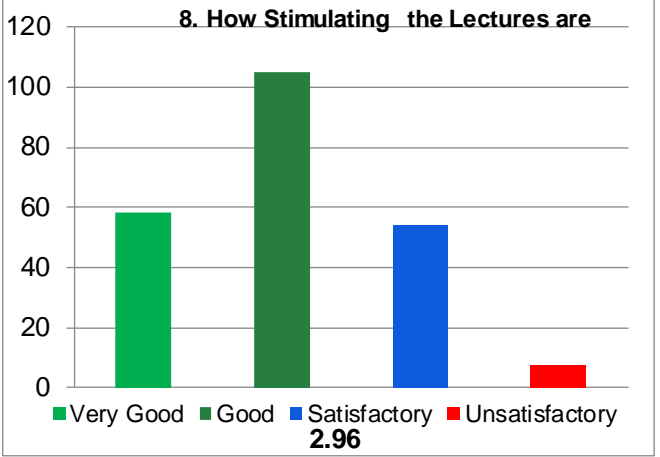
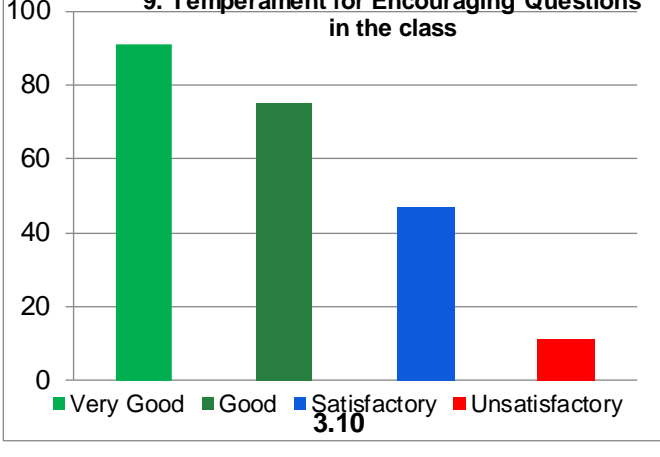
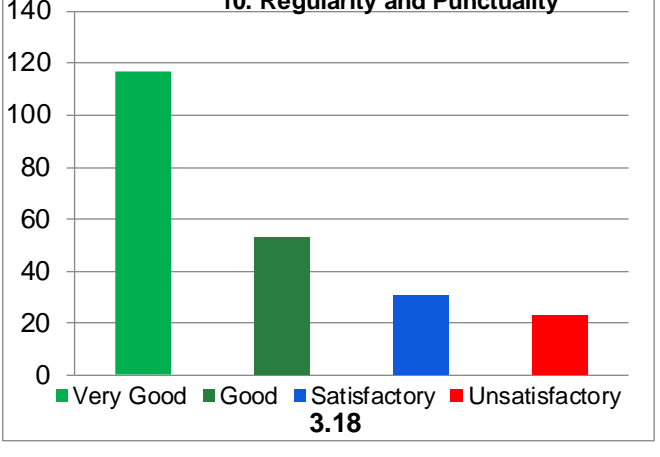

| School       | Department                                      | Session | Cumulative Score out of 44 | Average Percentile Score | Grade | Grade Scheme<br>100-75 = A<br>74-60 = B<br>59-50 =C<br>Below 50 = Very Poor |
|--------------|---|---------|----------------------------|--------------------------|-------|---|
| Life Science | Department of Anthropology & Tribal Development | 2019-20 | 34.51                      | 78.43                    | A     |   |



(224)

# Guru Ghasidas Vishwavidyalaya, Bilaspur, CG

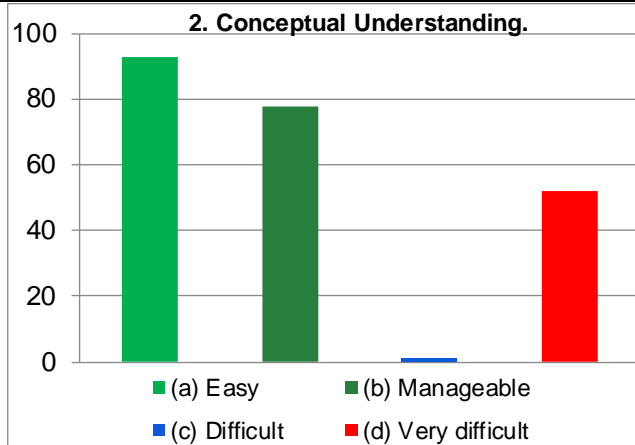
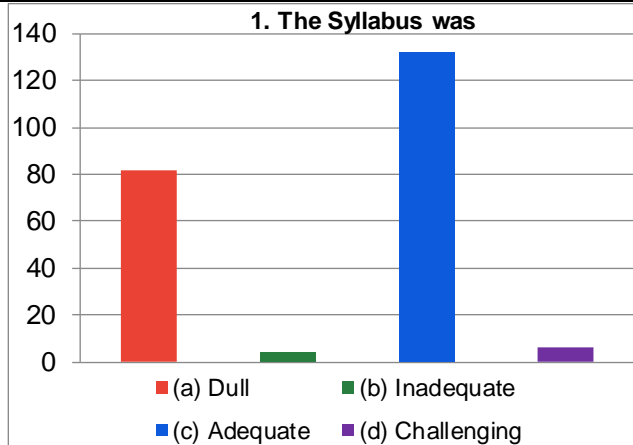
## Student Feedback Analysis Report (Course / Subject – All)

| <p><b>7. Accessibility of the Teacher in and out of the class</b></p>  <table border="1"> <thead> <tr> <th>Category</th> <th>Percentage</th> </tr> </thead> <tbody> <tr> <td>Very Good</td> <td>92</td> </tr> <tr> <td>Good</td> <td>67</td> </tr> <tr> <td>Satisfactory</td> <td>58</td> </tr> <tr> <td>Unsatisfactory</td> <td>7</td> </tr> </tbody> </table> <p><b>3.09</b></p> | Category   | Percentage | Very Good | 92 | Good | 67 | Satisfactory | 58 | Unsatisfactory | 7  | <p><b>8. How Stimulating the Lectures are</b></p>  <table border="1"> <thead> <tr> <th>Category</th> <th>Percentage</th> </tr> </thead> <tbody> <tr> <td>Very Good</td> <td>58</td> </tr> <tr> <td>Good</td> <td>105</td> </tr> <tr> <td>Satisfactory</td> <td>54</td> </tr> <tr> <td>Unsatisfactory</td> <td>7</td> </tr> </tbody> </table> <p><b>2.96</b></p> | Category | Percentage | Very Good | 58  | Good | 105 | Satisfactory | 54 | Unsatisfactory | 7  |
|---|------------|------------|-----------|----|------|----|--------------|----|----------------|----|---|----------|------------|-----------|-----|------|-----|--------------|----|----------------|----|
| Category  | Percentage |            |           |    |      |    |              |    |                |    |   |          |            |           |     |      |     |              |    |                |    |
| Very Good   | 92         |            |           |    |      |    |              |    |                |    |   |          |            |           |     |      |     |              |    |                |    |
| Good  | 67         |            |           |    |      |    |              |    |                |    |   |          |            |           |     |      |     |              |    |                |    |
| Satisfactory  | 58         |            |           |    |      |    |              |    |                |    |   |          |            |           |     |      |     |              |    |                |    |
| Unsatisfactory  | 7          |            |           |    |      |    |              |    |                |    |   |          |            |           |     |      |     |              |    |                |    |
| Category  | Percentage |            |           |    |      |    |              |    |                |    |   |          |            |           |     |      |     |              |    |                |    |
| Very Good   | 58         |            |           |    |      |    |              |    |                |    |   |          |            |           |     |      |     |              |    |                |    |
| Good  | 105        |            |           |    |      |    |              |    |                |    |   |          |            |           |     |      |     |              |    |                |    |
| Satisfactory  | 54         |            |           |    |      |    |              |    |                |    |   |          |            |           |     |      |     |              |    |                |    |
| Unsatisfactory  | 7          |            |           |    |      |    |              |    |                |    |   |          |            |           |     |      |     |              |    |                |    |
| <p><b>9. Temperament for Encouraging Questions in the class</b></p>  <table border="1"> <thead> <tr> <th>Category</th> <th>Percentage</th> </tr> </thead> <tbody> <tr> <td>Very Good</td> <td>91</td> </tr> <tr> <td>Good</td> <td>75</td> </tr> <tr> <td>Satisfactory</td> <td>47</td> </tr> <tr> <td>Unsatisfactory</td> <td>11</td> </tr> </tbody> </table> <p><b>3.10</b></p> | Category   | Percentage | Very Good | 91 | Good | 75 | Satisfactory | 47 | Unsatisfactory | 11 | <p><b>10. Regularity and Punctuality</b></p>  <table border="1"> <thead> <tr> <th>Category</th> <th>Percentage</th> </tr> </thead> <tbody> <tr> <td>Very Good</td> <td>116</td> </tr> <tr> <td>Good</td> <td>53</td> </tr> <tr> <td>Satisfactory</td> <td>30</td> </tr> <tr> <td>Unsatisfactory</td> <td>23</td> </tr> </tbody> </table> <p><b>3.18</b></p>    | Category | Percentage | Very Good | 116 | Good | 53  | Satisfactory | 30 | Unsatisfactory | 23 |
| Category  | Percentage |            |           |    |      |    |              |    |                |    |   |          |            |           |     |      |     |              |    |                |    |
| Very Good   | 91         |            |           |    |      |    |              |    |                |    |   |          |            |           |     |      |     |              |    |                |    |
| Good  | 75         |            |           |    |      |    |              |    |                |    |   |          |            |           |     |      |     |              |    |                |    |
| Satisfactory  | 47         |            |           |    |      |    |              |    |                |    |   |          |            |           |     |      |     |              |    |                |    |
| Unsatisfactory  | 11         |            |           |    |      |    |              |    |                |    |   |          |            |           |     |      |     |              |    |                |    |
| Category  | Percentage |            |           |    |      |    |              |    |                |    |   |          |            |           |     |      |     |              |    |                |    |
| Very Good   | 116        |            |           |    |      |    |              |    |                |    |   |          |            |           |     |      |     |              |    |                |    |
| Good  | 53         |            |           |    |      |    |              |    |                |    |   |          |            |           |     |      |     |              |    |                |    |
| Satisfactory  | 30         |            |           |    |      |    |              |    |                |    |   |          |            |           |     |      |     |              |    |                |    |
| Unsatisfactory  | 23         |            |           |    |      |    |              |    |                |    |   |          |            |           |     |      |     |              |    |                |    |
| <p><b>11. Overall Teaching</b></p>  <table border="1"> <thead> <tr> <th>Category</th> <th>Percentage</th> </tr> </thead> <tbody> <tr> <td>Very Good</td> <td>95</td> </tr> <tr> <td>Good</td> <td>92</td> </tr> <tr> <td>Satisfactory</td> <td>32</td> </tr> <tr> <td>Unsatisfactory</td> <td>5</td> </tr> </tbody> </table> <p><b>3.24</b></p>                                  | Category   | Percentage | Very Good | 95 | Good | 92 | Satisfactory | 32 | Unsatisfactory | 5  |   |          |            |           |     |      |     |              |    |                |    |
| Category  | Percentage |            |           |    |      |    |              |    |                |    |   |          |            |           |     |      |     |              |    |                |    |
| Very Good   | 95         |            |           |    |      |    |              |    |                |    |   |          |            |           |     |      |     |              |    |                |    |
| Good  | 92         |            |           |    |      |    |              |    |                |    |   |          |            |           |     |      |     |              |    |                |    |
| Satisfactory  | 32         |            |           |    |      |    |              |    |                |    |   |          |            |           |     |      |     |              |    |                |    |
| Unsatisfactory  | 5          |            |           |    |      |    |              |    |                |    |   |          |            |           |     |      |     |              |    |                |    |

# Guru Ghasidas Vishwavidyalaya, Bilaspur, CG

## Student Feedback Analysis Report (Course / Subject – All)

### On the Content of the Syllabus



\*\*\*