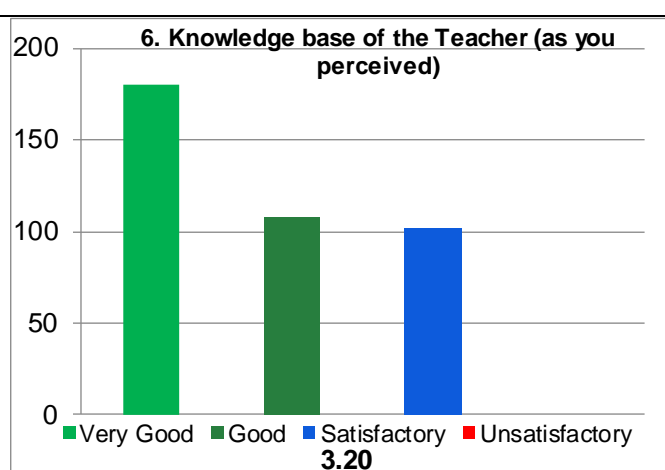
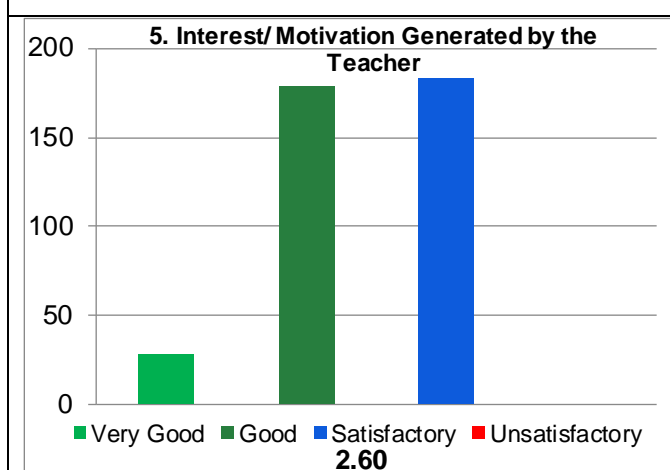
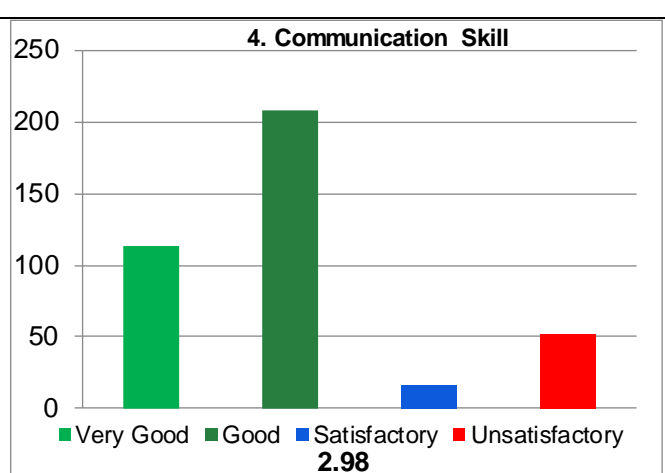
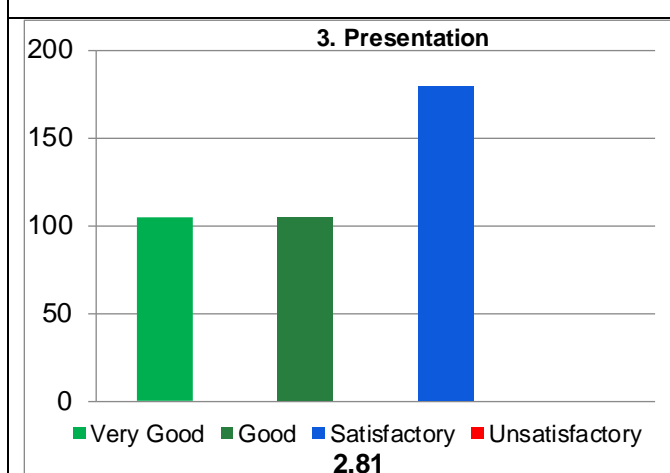
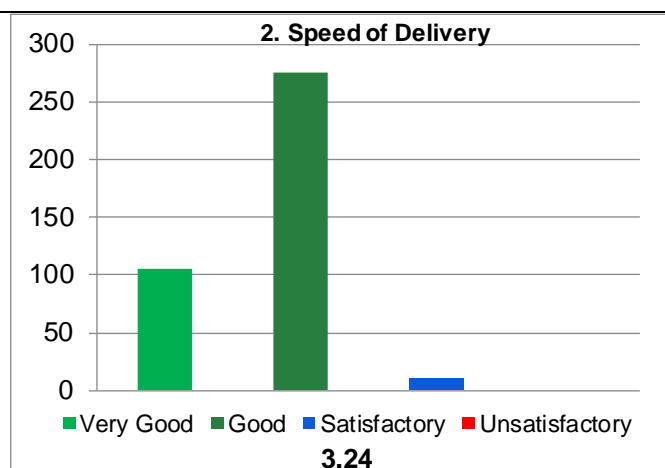
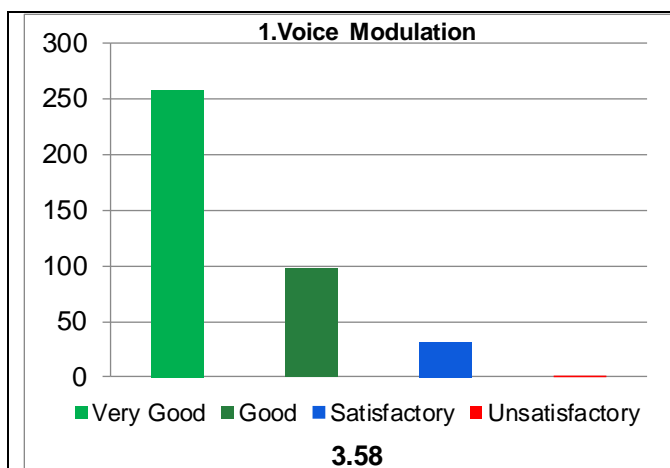


# Guru Ghasidas Vishwavidyalaya, Bilaspur, CG

## Student Feedback Analysis Report (Course / Subject – All)

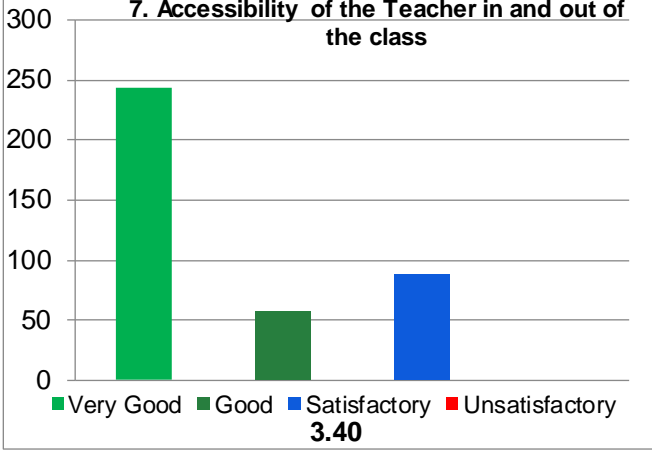
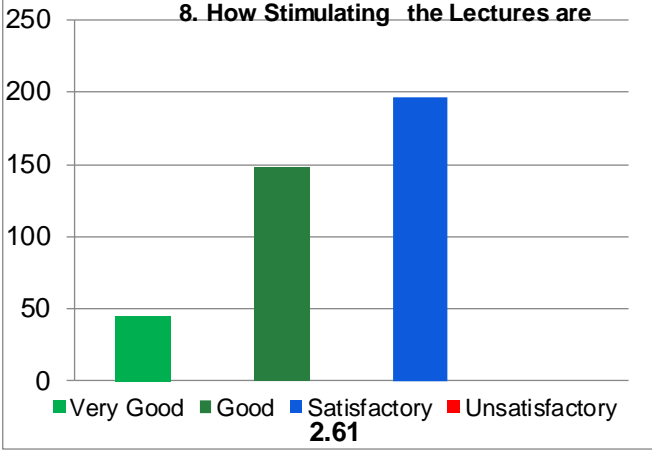
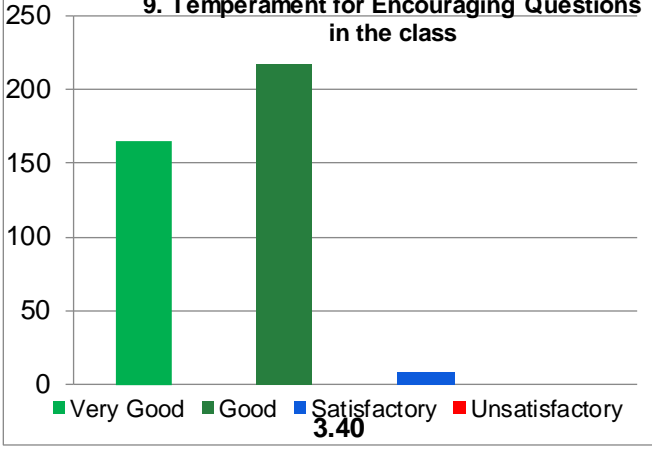
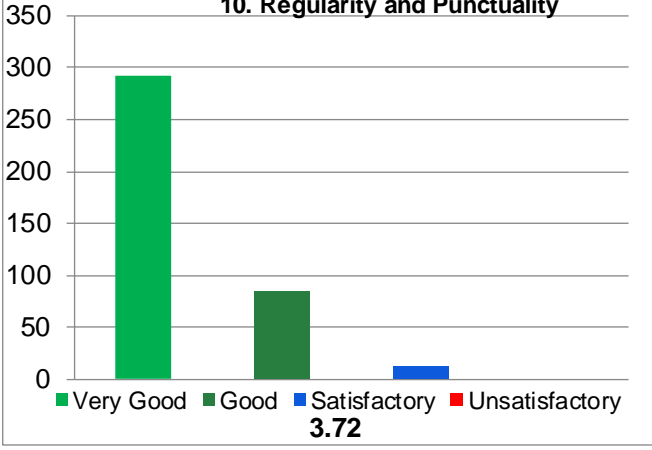
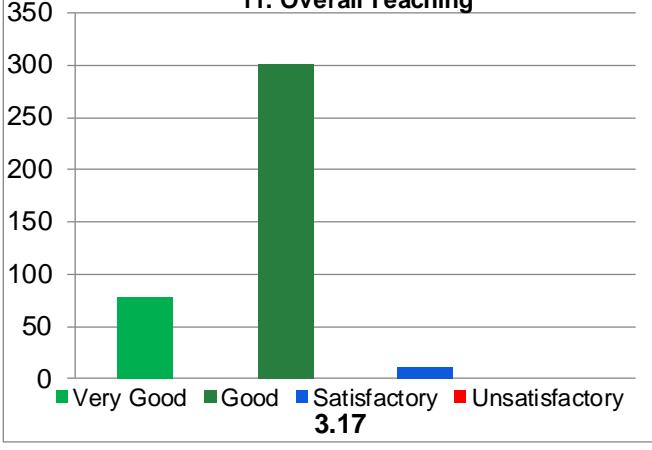
School	Department	Session	Cumulative Score out of 44	Average Percentile Score	Grade	Grade Scheme 100-75 = A 74-60 = B 59-50 =C Below 50 = Very Poor
Life Science	Department of Botany	2019-20	34.71	78.89	A	



(390)

# Guru Ghasidas Vishwavidyalaya, Bilaspur, CG

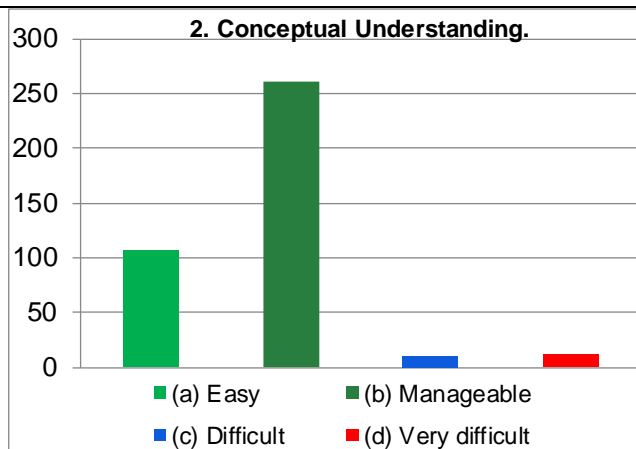
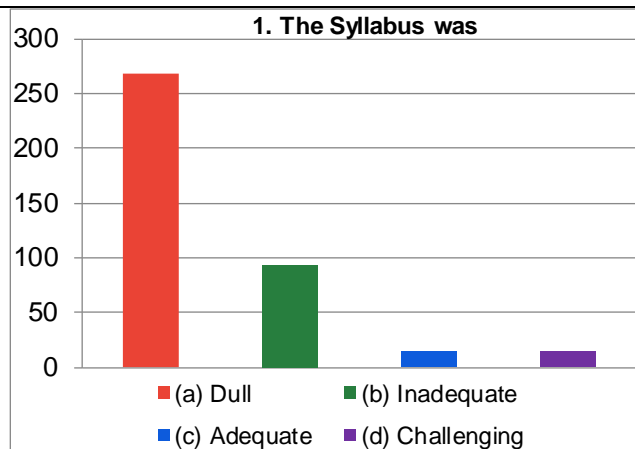
## Student Feedback Analysis Report (Course / Subject – All)

<p><b>7. Accessibility of the Teacher in and out of the class</b></p>  <table border="1"><thead><tr><th>Category</th><th>Count</th></tr></thead><tbody><tr><td>Very Good</td><td>245</td></tr><tr><td>Good</td><td>60</td></tr><tr><td>Satisfactory</td><td>90</td></tr><tr><td>Unsatisfactory</td><td>0</td></tr></tbody></table> <p><b>3.40</b></p>	Category	Count	Very Good	245	Good	60	Satisfactory	90	Unsatisfactory	0	<p><b>8. How Stimulating the Lectures are</b></p>  <table border="1"><thead><tr><th>Category</th><th>Count</th></tr></thead><tbody><tr><td>Very Good</td><td>45</td></tr><tr><td>Good</td><td>150</td></tr><tr><td>Satisfactory</td><td>200</td></tr><tr><td>Unsatisfactory</td><td>0</td></tr></tbody></table> <p><b>2.61</b></p>	Category	Count	Very Good	45	Good	150	Satisfactory	200	Unsatisfactory	0
Category	Count																				
Very Good	245																				
Good	60																				
Satisfactory	90																				
Unsatisfactory	0																				
Category	Count																				
Very Good	45																				
Good	150																				
Satisfactory	200																				
Unsatisfactory	0																				
<p><b>9. Temperament for Encouraging Questions in the class</b></p>  <table border="1"><thead><tr><th>Category</th><th>Count</th></tr></thead><tbody><tr><td>Very Good</td><td>165</td></tr><tr><td>Good</td><td>220</td></tr><tr><td>Satisfactory</td><td>10</td></tr><tr><td>Unsatisfactory</td><td>0</td></tr></tbody></table> <p><b>3.40</b></p>	Category	Count	Very Good	165	Good	220	Satisfactory	10	Unsatisfactory	0	<p><b>10. Regularity and Punctuality</b></p>  <table border="1"><thead><tr><th>Category</th><th>Count</th></tr></thead><tbody><tr><td>Very Good</td><td>295</td></tr><tr><td>Good</td><td>85</td></tr><tr><td>Satisfactory</td><td>15</td></tr><tr><td>Unsatisfactory</td><td>0</td></tr></tbody></table> <p><b>3.72</b></p>	Category	Count	Very Good	295	Good	85	Satisfactory	15	Unsatisfactory	0
Category	Count																				
Very Good	165																				
Good	220																				
Satisfactory	10																				
Unsatisfactory	0																				
Category	Count																				
Very Good	295																				
Good	85																				
Satisfactory	15																				
Unsatisfactory	0																				
<p><b>11. Overall Teaching</b></p>  <table border="1"><thead><tr><th>Category</th><th>Count</th></tr></thead><tbody><tr><td>Very Good</td><td>75</td></tr><tr><td>Good</td><td>300</td></tr><tr><td>Satisfactory</td><td>15</td></tr><tr><td>Unsatisfactory</td><td>0</td></tr></tbody></table> <p><b>3.17</b></p>	Category	Count	Very Good	75	Good	300	Satisfactory	15	Unsatisfactory	0											
Category	Count																				
Very Good	75																				
Good	300																				
Satisfactory	15																				
Unsatisfactory	0																				

# Guru Ghasidas Vishwavidyalaya, Bilaspur, CG

## Student Feedback Analysis Report (Course / Subject – All)

### On the Content of the Syllabus



\*\*\*