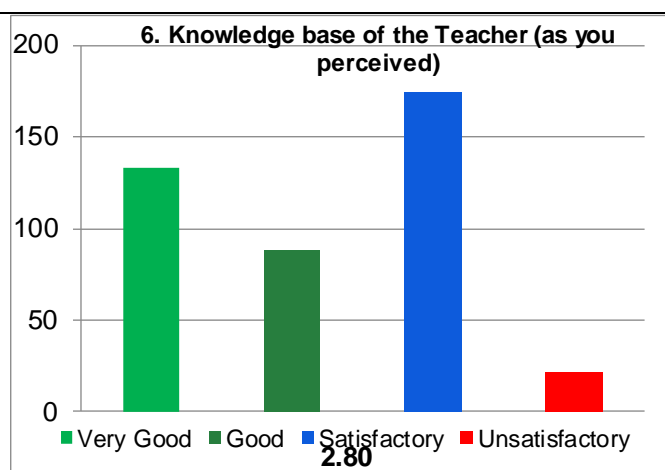
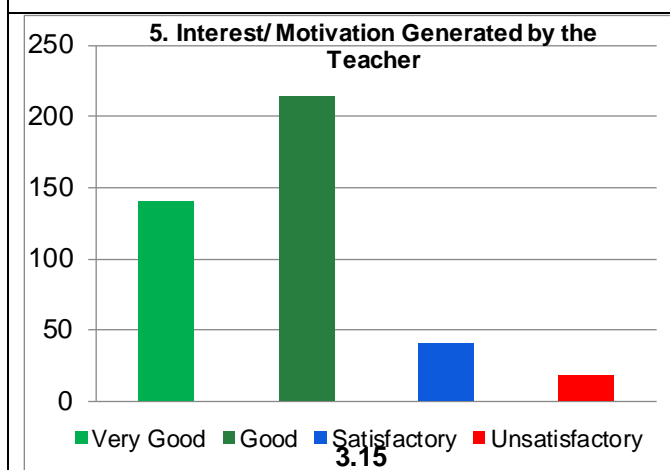
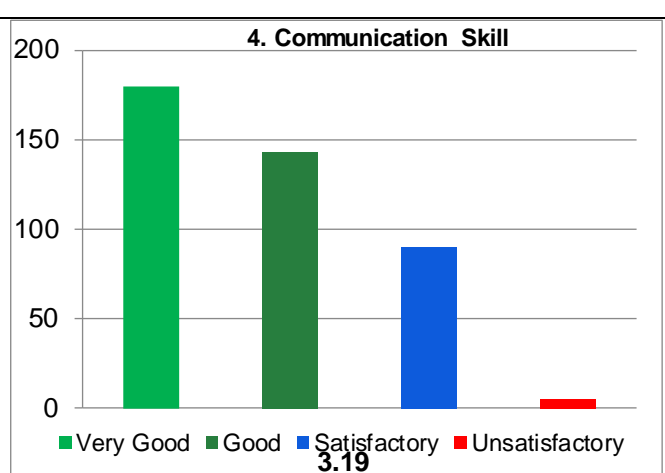
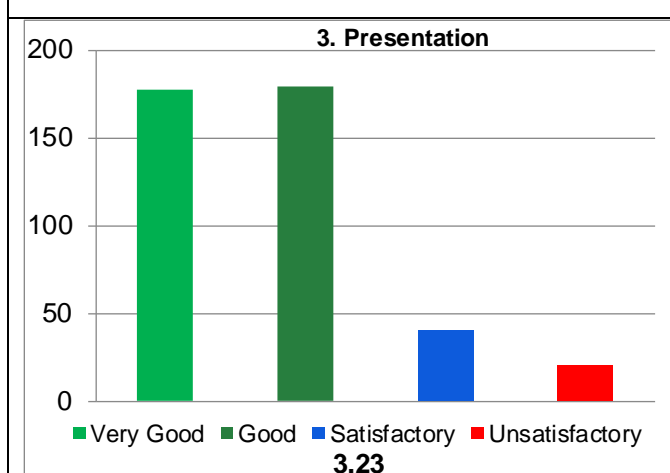
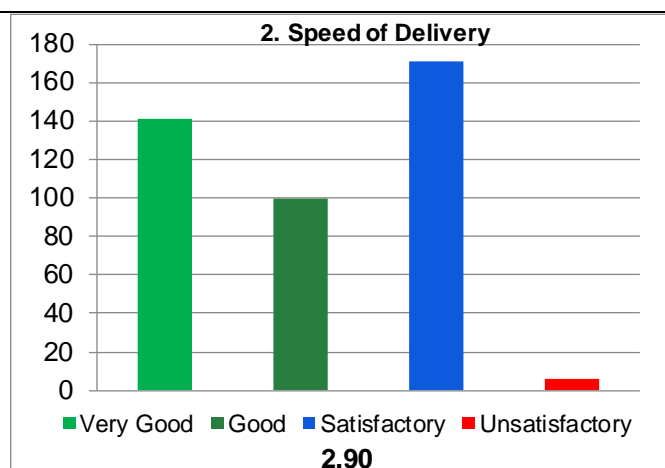
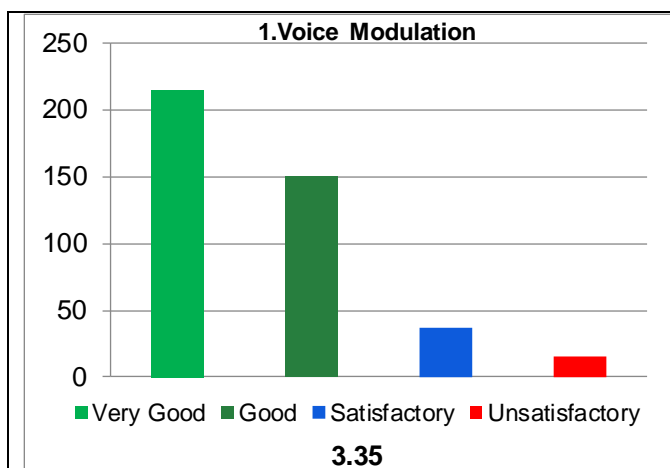


Guru Ghasidas Vishwavidyalaya, Bilaspur, CG

Student Feedback Analysis Report (Course / Subject – All)

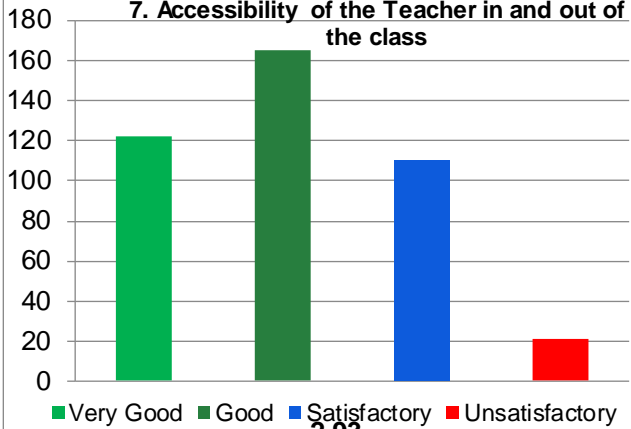
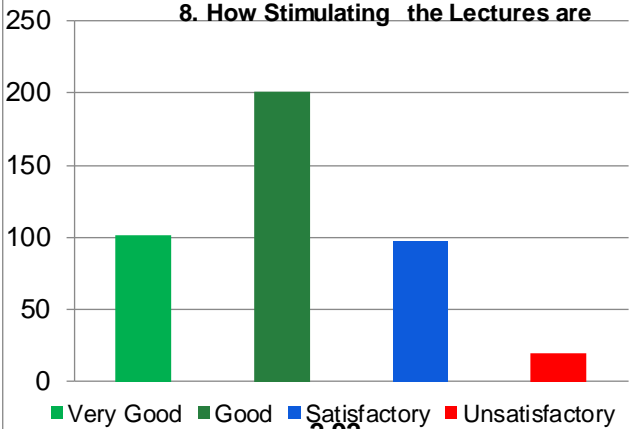
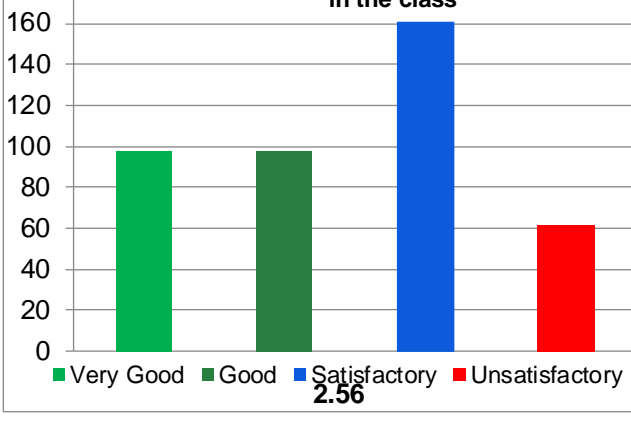
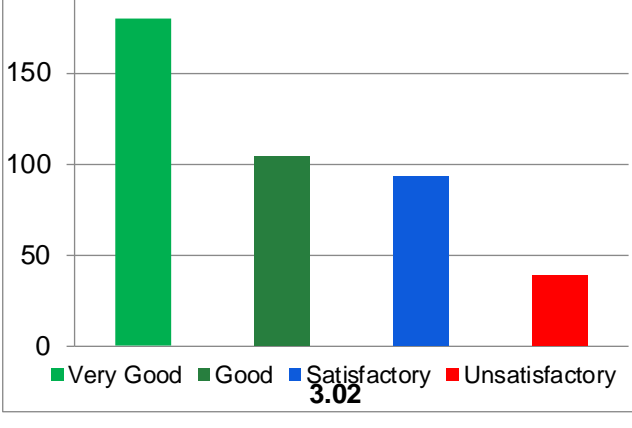
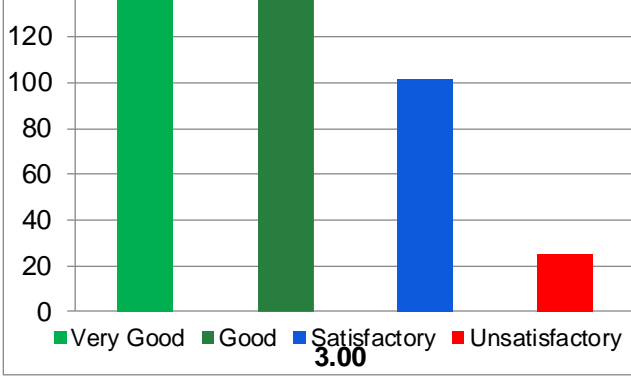
School	Department	Session	Cumulative Score out of 44	Average Percentile Score	Grade	Grade Scheme 100-75 = A 74-60 = B 59-50 =C Below 50 = Very Poor
Interdisciplinary Education and Research	Department of Forensic Science	2019-20	33.05	75.12	A	



(418)

Guru Ghasidas Vishwavidyalaya, Bilaspur, CG

Student Feedback Analysis Report (Course / Subject – All)

<p>7. Accessibility of the Teacher in and out of the class</p>  <table border="1"> <thead> <tr> <th>Category</th> <th>Count</th> </tr> </thead> <tbody> <tr> <td>Very Good</td> <td>120</td> </tr> <tr> <td>Good</td> <td>165</td> </tr> <tr> <td>Satisfactory</td> <td>110</td> </tr> <tr> <td>Unsatisfactory</td> <td>20</td> </tr> </tbody> </table> <p>2.93</p>	Category	Count	Very Good	120	Good	165	Satisfactory	110	Unsatisfactory	20	<p>8. How Stimulating the Lectures are</p>  <table border="1"> <thead> <tr> <th>Category</th> <th>Count</th> </tr> </thead> <tbody> <tr> <td>Very Good</td> <td>100</td> </tr> <tr> <td>Good</td> <td>200</td> </tr> <tr> <td>Satisfactory</td> <td>95</td> </tr> <tr> <td>Unsatisfactory</td> <td>20</td> </tr> </tbody> </table> <p>2.92</p>	Category	Count	Very Good	100	Good	200	Satisfactory	95	Unsatisfactory	20
Category	Count																				
Very Good	120																				
Good	165																				
Satisfactory	110																				
Unsatisfactory	20																				
Category	Count																				
Very Good	100																				
Good	200																				
Satisfactory	95																				
Unsatisfactory	20																				
<p>9. Temperament for Encouraging Questions in the class</p>  <table border="1"> <thead> <tr> <th>Category</th> <th>Count</th> </tr> </thead> <tbody> <tr> <td>Very Good</td> <td>95</td> </tr> <tr> <td>Good</td> <td>95</td> </tr> <tr> <td>Satisfactory</td> <td>160</td> </tr> <tr> <td>Unsatisfactory</td> <td>60</td> </tr> </tbody> </table> <p>2.56</p>	Category	Count	Very Good	95	Good	95	Satisfactory	160	Unsatisfactory	60	<p>10. Regularity and Punctuality</p>  <table border="1"> <thead> <tr> <th>Category</th> <th>Count</th> </tr> </thead> <tbody> <tr> <td>Very Good</td> <td>180</td> </tr> <tr> <td>Good</td> <td>105</td> </tr> <tr> <td>Satisfactory</td> <td>90</td> </tr> <tr> <td>Unsatisfactory</td> <td>35</td> </tr> </tbody> </table> <p>3.02</p>	Category	Count	Very Good	180	Good	105	Satisfactory	90	Unsatisfactory	35
Category	Count																				
Very Good	95																				
Good	95																				
Satisfactory	160																				
Unsatisfactory	60																				
Category	Count																				
Very Good	180																				
Good	105																				
Satisfactory	90																				
Unsatisfactory	35																				
<p>11. Overall Teaching</p>  <table border="1"> <thead> <tr> <th>Category</th> <th>Count</th> </tr> </thead> <tbody> <tr> <td>Very Good</td> <td>150</td> </tr> <tr> <td>Good</td> <td>140</td> </tr> <tr> <td>Satisfactory</td> <td>100</td> </tr> <tr> <td>Unsatisfactory</td> <td>25</td> </tr> </tbody> </table> <p>3.00</p>	Category	Count	Very Good	150	Good	140	Satisfactory	100	Unsatisfactory	25											
Category	Count																				
Very Good	150																				
Good	140																				
Satisfactory	100																				
Unsatisfactory	25																				

Guru Ghasidas Vishwavidyalaya, Bilaspur, CG

Student Feedback Analysis Report (Course / Subject – All)

On the Content of the Syllabus

