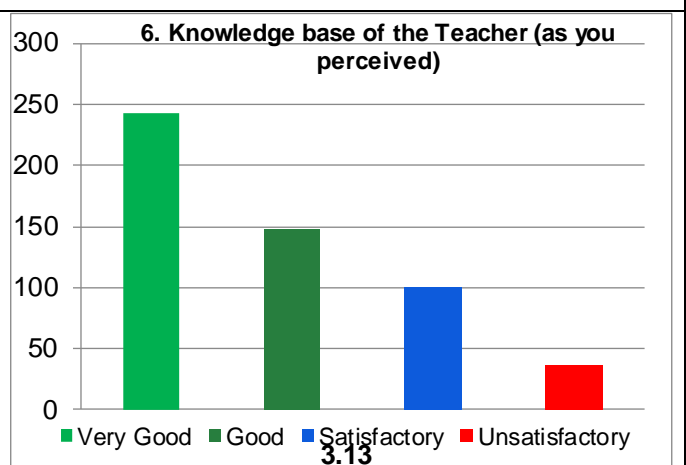
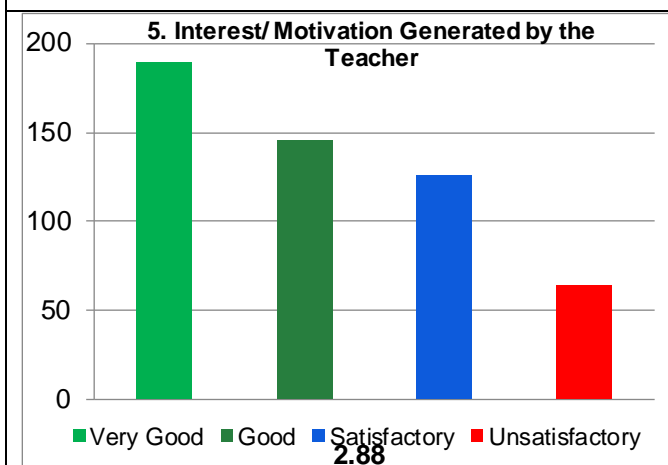
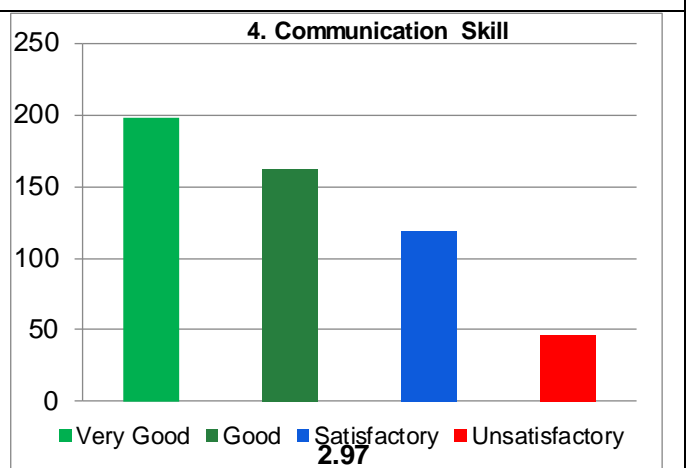
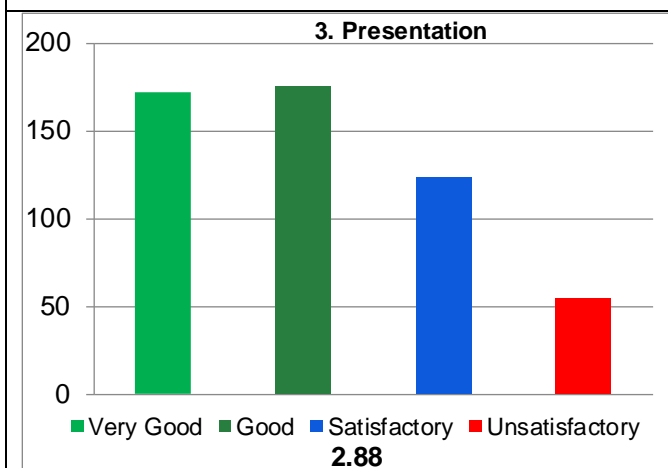
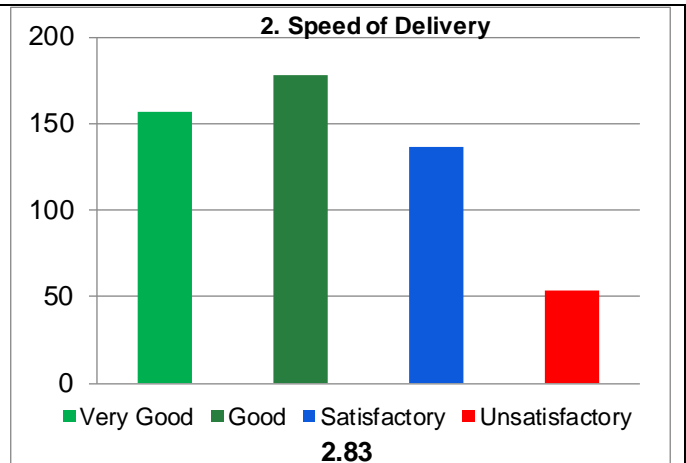
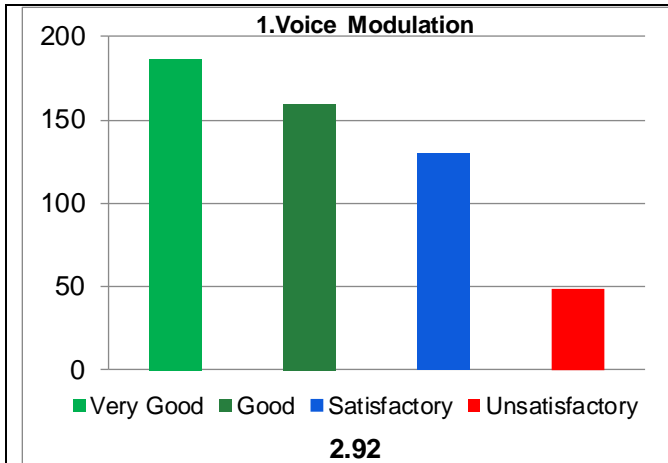


Guru Ghasidas Vishwavidyalaya, Bilaspur, CG

Student Feedback Analysis Report (Course / Subject – All)

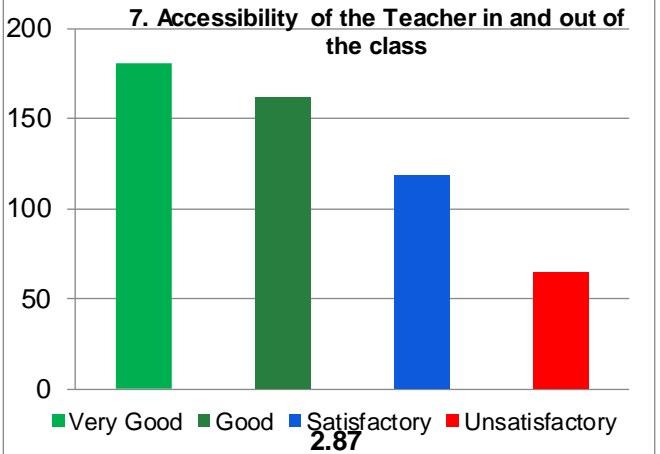
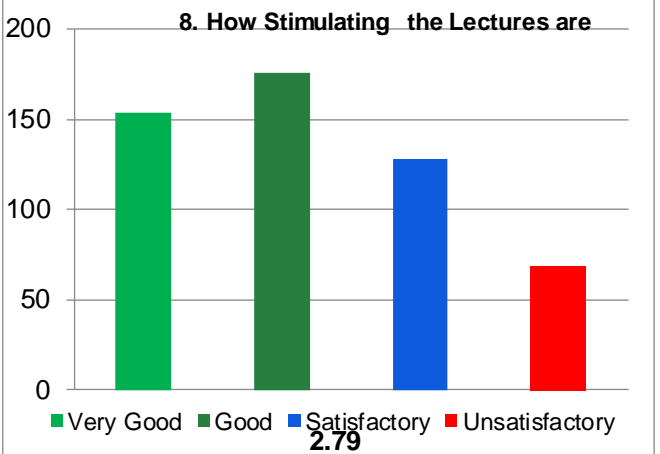
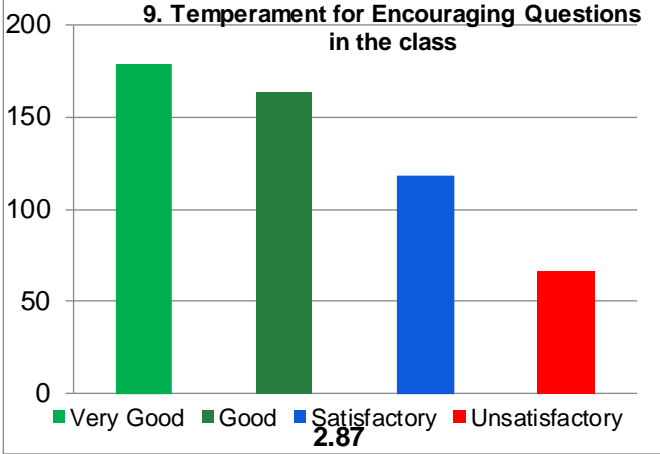
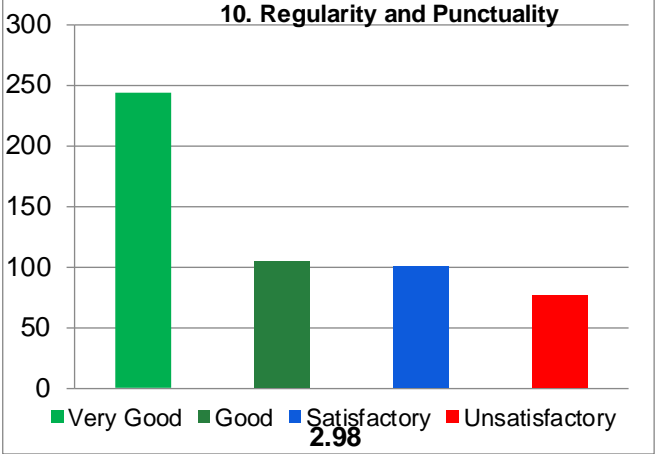
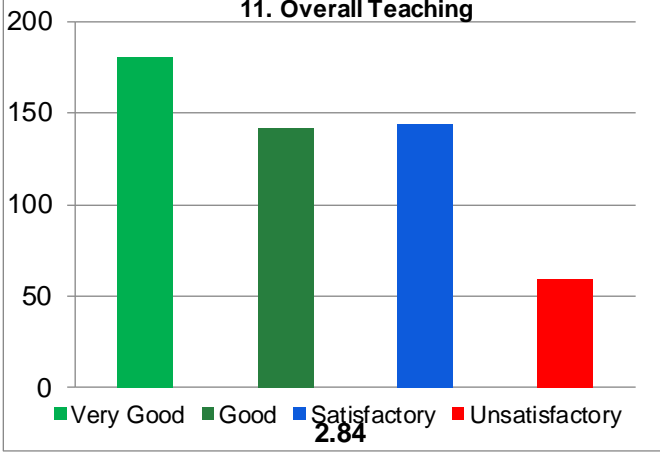
School	Department	Session	Cumulative Score out of 44	Average Percentile Score	Grade	Grade Scheme 100-75 = A 74-60 = B 59-50 =C Below 50 = Very Poor
Commerce and Management	Department of Management Studies	2019-20	31.97	72.65	B	



(526)

Guru Ghasidas Vishwavidyalaya, Bilaspur, CG

Student Feedback Analysis Report (Course / Subject – All)

<p>7. Accessibility of the Teacher in and out of the class</p>  <table border="1"><thead><tr><th>Category</th><th>Count</th></tr></thead><tbody><tr><td>Very Good</td><td>180</td></tr><tr><td>Good</td><td>160</td></tr><tr><td>Satisfactory</td><td>120</td></tr><tr><td>Unsatisfactory</td><td>65</td></tr></tbody></table> <p>2.87</p>	Category	Count	Very Good	180	Good	160	Satisfactory	120	Unsatisfactory	65	<p>8. How Stimulating the Lectures are</p>  <table border="1"><thead><tr><th>Category</th><th>Count</th></tr></thead><tbody><tr><td>Very Good</td><td>155</td></tr><tr><td>Good</td><td>175</td></tr><tr><td>Satisfactory</td><td>130</td></tr><tr><td>Unsatisfactory</td><td>70</td></tr></tbody></table> <p>2.79</p>	Category	Count	Very Good	155	Good	175	Satisfactory	130	Unsatisfactory	70
Category	Count																				
Very Good	180																				
Good	160																				
Satisfactory	120																				
Unsatisfactory	65																				
Category	Count																				
Very Good	155																				
Good	175																				
Satisfactory	130																				
Unsatisfactory	70																				
<p>9. Temperament for Encouraging Questions in the class</p>  <table border="1"><thead><tr><th>Category</th><th>Count</th></tr></thead><tbody><tr><td>Very Good</td><td>180</td></tr><tr><td>Good</td><td>165</td></tr><tr><td>Satisfactory</td><td>120</td></tr><tr><td>Unsatisfactory</td><td>65</td></tr></tbody></table> <p>2.87</p>	Category	Count	Very Good	180	Good	165	Satisfactory	120	Unsatisfactory	65	<p>10. Regularity and Punctuality</p>  <table border="1"><thead><tr><th>Category</th><th>Count</th></tr></thead><tbody><tr><td>Very Good</td><td>245</td></tr><tr><td>Good</td><td>105</td></tr><tr><td>Satisfactory</td><td>100</td></tr><tr><td>Unsatisfactory</td><td>75</td></tr></tbody></table> <p>2.98</p>	Category	Count	Very Good	245	Good	105	Satisfactory	100	Unsatisfactory	75
Category	Count																				
Very Good	180																				
Good	165																				
Satisfactory	120																				
Unsatisfactory	65																				
Category	Count																				
Very Good	245																				
Good	105																				
Satisfactory	100																				
Unsatisfactory	75																				
<p>11. Overall Teaching</p>  <table border="1"><thead><tr><th>Category</th><th>Count</th></tr></thead><tbody><tr><td>Very Good</td><td>180</td></tr><tr><td>Good</td><td>140</td></tr><tr><td>Satisfactory</td><td>145</td></tr><tr><td>Unsatisfactory</td><td>60</td></tr></tbody></table> <p>2.84</p>	Category	Count	Very Good	180	Good	140	Satisfactory	145	Unsatisfactory	60											
Category	Count																				
Very Good	180																				
Good	140																				
Satisfactory	145																				
Unsatisfactory	60																				

Guru Ghasidas Vishwavidyalaya, Bilaspur, CG

Student Feedback Analysis Report (Course / Subject – All)

On the Content of the Syllabus

