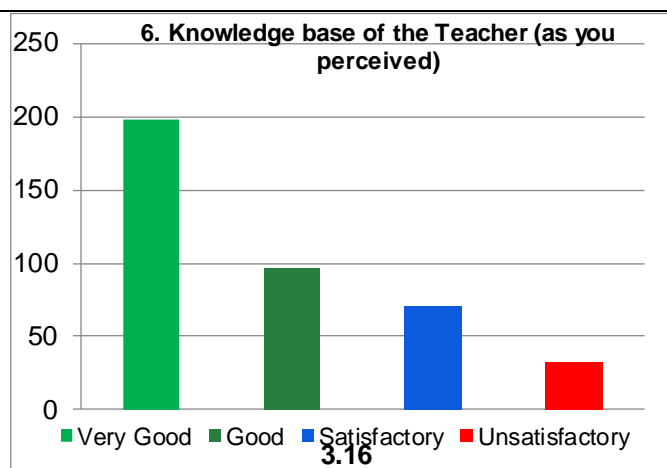
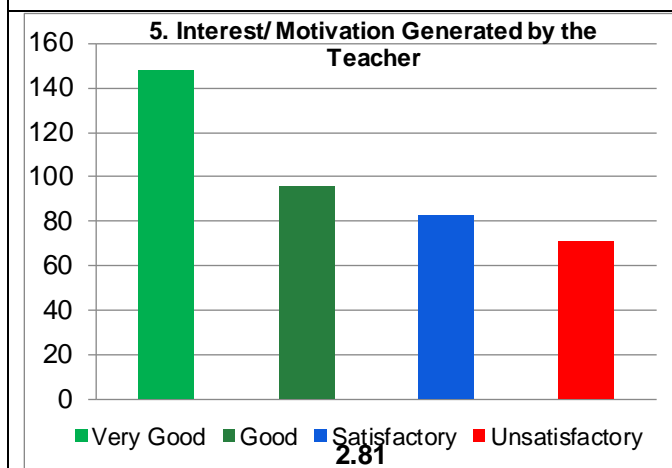
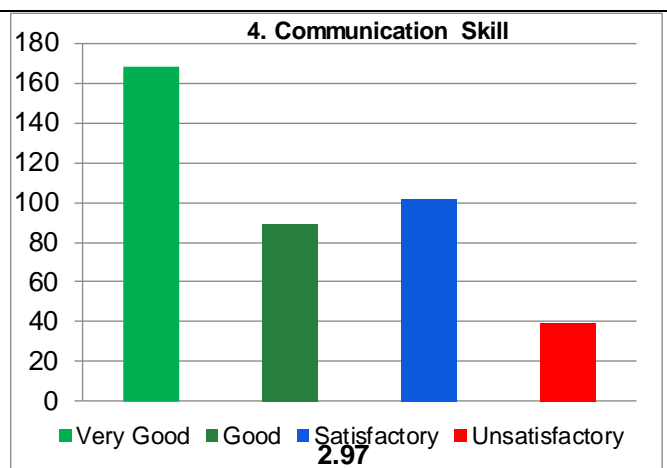
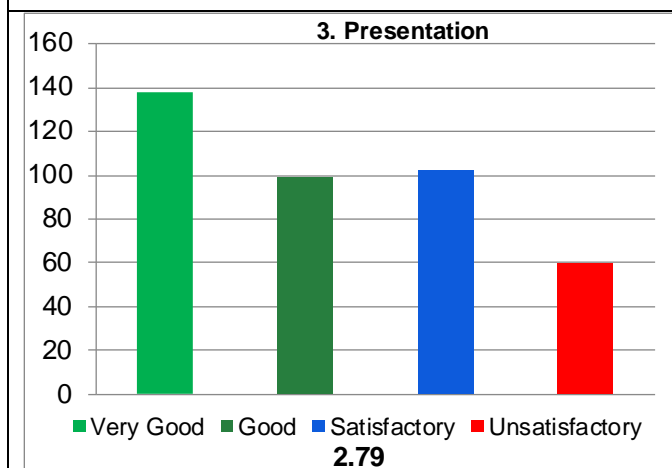
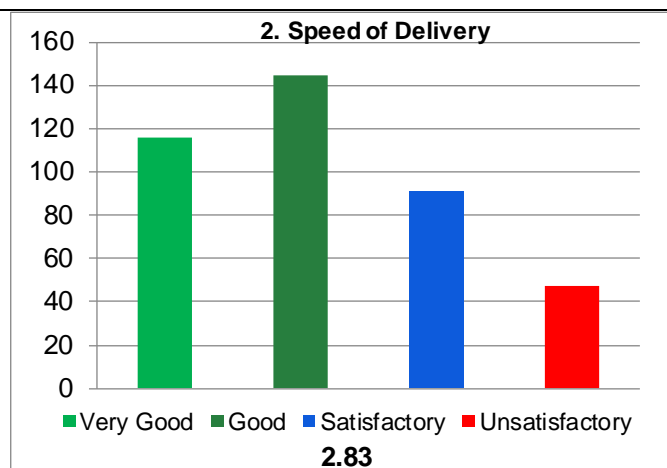
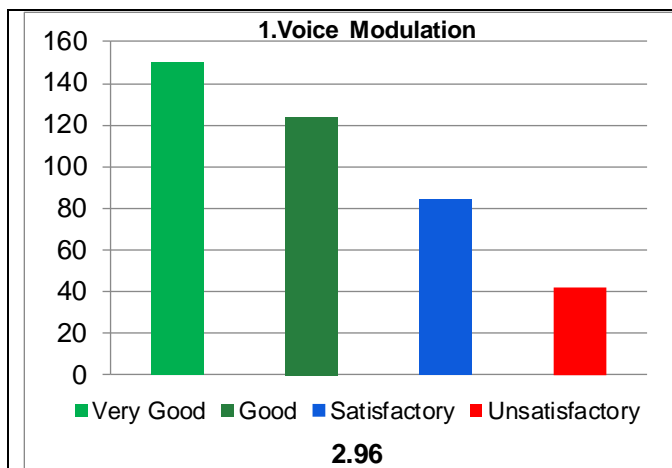


# Guru Ghasidas Vishwavidyalaya, Bilaspur, CG

## Student Feedback Analysis Report (Course / Subject – All)

School	Department	Session	Cumulative Score out of 44	Average Percentile Score	Grade	Grade Scheme 100-75 = A 74-60 = B 59-50 =C Below 50 = Very Poor
Life Science	Department of Zoology	2019-20	31.64	71.91	B	



(400)

# Guru Ghasidas Vishwavidyalaya, Bilaspur, CG

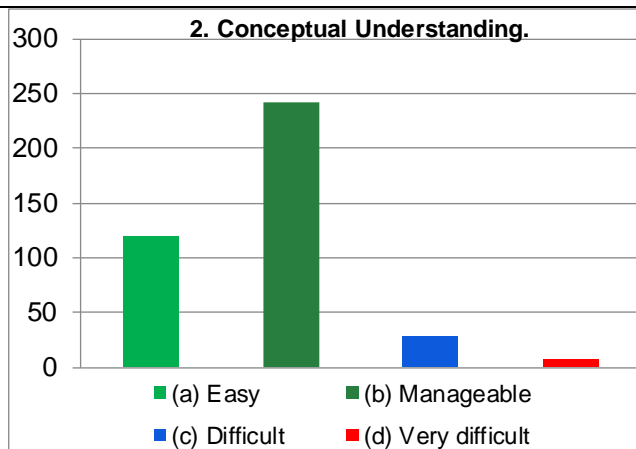
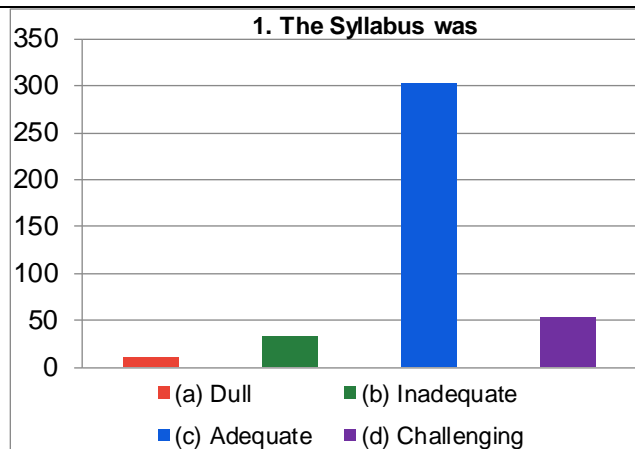
## Student Feedback Analysis Report (Course / Subject – All)

<p><b>7. Accessibility of the Teacher in and out of the class</b></p> <p>2.84</p> <table border="1"> <thead> <tr> <th>Category</th> <th>Count</th> </tr> </thead> <tbody> <tr> <td>Very Good</td> <td>120</td> </tr> <tr> <td>Good</td> <td>130</td> </tr> <tr> <td>Satisfactory</td> <td>105</td> </tr> <tr> <td>Unsatisfactory</td> <td>38</td> </tr> </tbody> </table>	Category	Count	Very Good	120	Good	130	Satisfactory	105	Unsatisfactory	38	<p><b>8. How Stimulating the Lectures are</b></p> <p>2.69</p> <table border="1"> <thead> <tr> <th>Category</th> <th>Count</th> </tr> </thead> <tbody> <tr> <td>Very Good</td> <td>110</td> </tr> <tr> <td>Good</td> <td>128</td> </tr> <tr> <td>Satisfactory</td> <td>85</td> </tr> <tr> <td>Unsatisfactory</td> <td>75</td> </tr> </tbody> </table>	Category	Count	Very Good	110	Good	128	Satisfactory	85	Unsatisfactory	75
Category	Count																				
Very Good	120																				
Good	130																				
Satisfactory	105																				
Unsatisfactory	38																				
Category	Count																				
Very Good	110																				
Good	128																				
Satisfactory	85																				
Unsatisfactory	75																				
<p><b>9. Temperament for Encouraging Questions in the class</b></p> <p>2.86</p> <table border="1"> <thead> <tr> <th>Category</th> <th>Count</th> </tr> </thead> <tbody> <tr> <td>Very Good</td> <td>130</td> </tr> <tr> <td>Good</td> <td>128</td> </tr> <tr> <td>Satisfactory</td> <td>92</td> </tr> <tr> <td>Unsatisfactory</td> <td>45</td> </tr> </tbody> </table>	Category	Count	Very Good	130	Good	128	Satisfactory	92	Unsatisfactory	45	<p><b>10. Regularity and Punctuality</b></p> <p>2.86</p> <table border="1"> <thead> <tr> <th>Category</th> <th>Count</th> </tr> </thead> <tbody> <tr> <td>Very Good</td> <td>150</td> </tr> <tr> <td>Good</td> <td>100</td> </tr> <tr> <td>Satisfactory</td> <td>88</td> </tr> <tr> <td>Unsatisfactory</td> <td>60</td> </tr> </tbody> </table>	Category	Count	Very Good	150	Good	100	Satisfactory	88	Unsatisfactory	60
Category	Count																				
Very Good	130																				
Good	128																				
Satisfactory	92																				
Unsatisfactory	45																				
Category	Count																				
Very Good	150																				
Good	100																				
Satisfactory	88																				
Unsatisfactory	60																				
<p><b>11. Overall Teaching</b></p> <p>2.88</p> <table border="1"> <thead> <tr> <th>Category</th> <th>Count</th> </tr> </thead> <tbody> <tr> <td>Very Good</td> <td>135</td> </tr> <tr> <td>Good</td> <td>125</td> </tr> <tr> <td>Satisfactory</td> <td>95</td> </tr> <tr> <td>Unsatisfactory</td> <td>45</td> </tr> </tbody> </table>	Category	Count	Very Good	135	Good	125	Satisfactory	95	Unsatisfactory	45											
Category	Count																				
Very Good	135																				
Good	125																				
Satisfactory	95																				
Unsatisfactory	45																				

# Guru Ghasidas Vishwavidyalaya, Bilaspur, CG

## Student Feedback Analysis Report (Course / Subject – All)

### On the Content of the Syllabus



\*\*\*