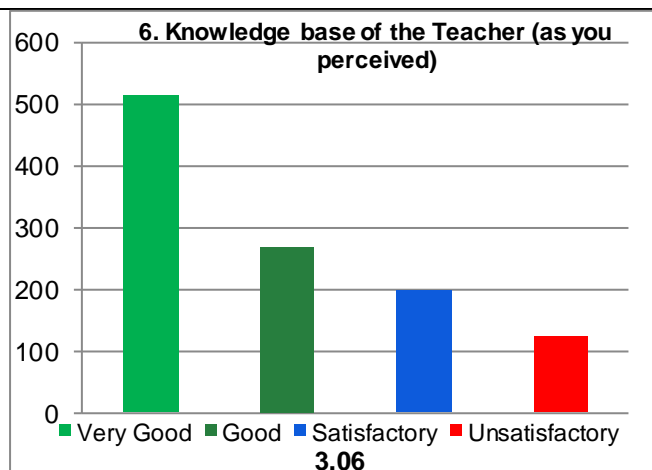
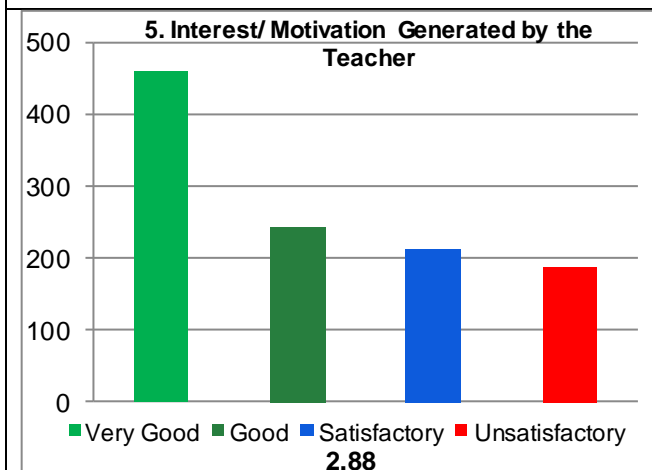
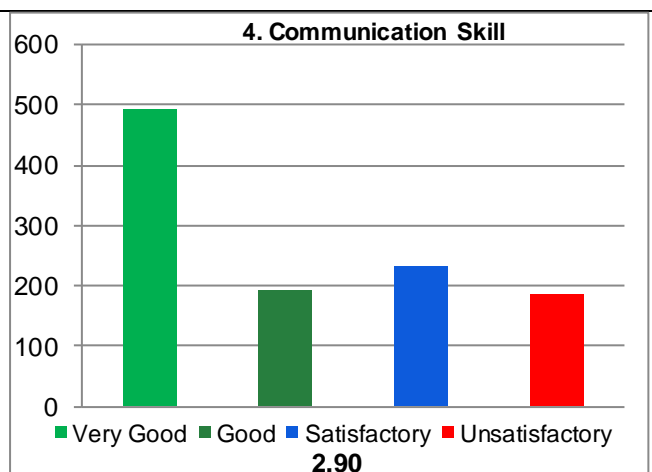
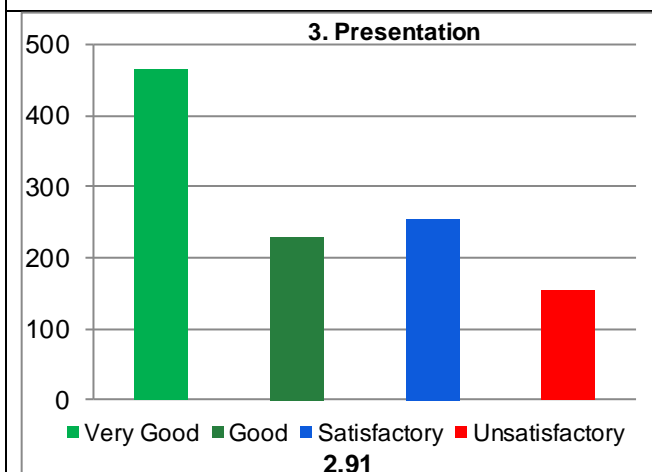
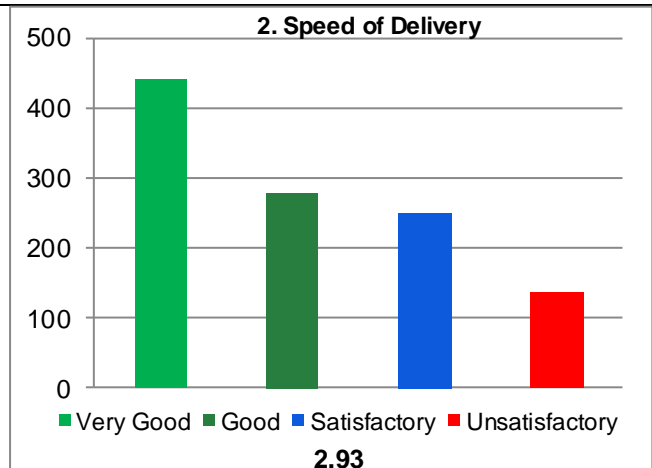
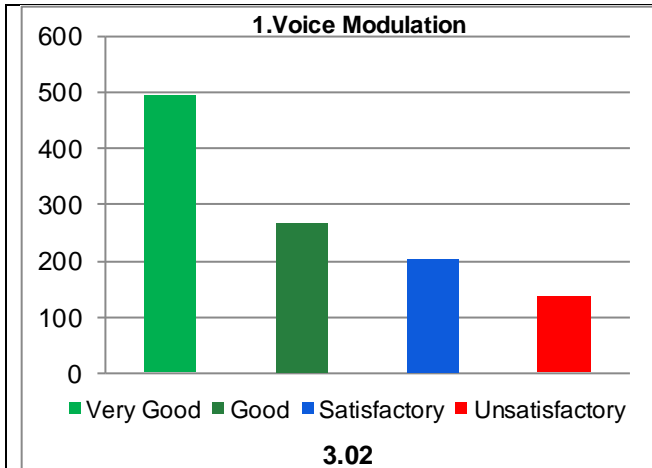


# Guru Ghasidas Vishwavidyalaya, Bilaspur, CG

## Student Feedback Analysis Report (Course / Subject – All)

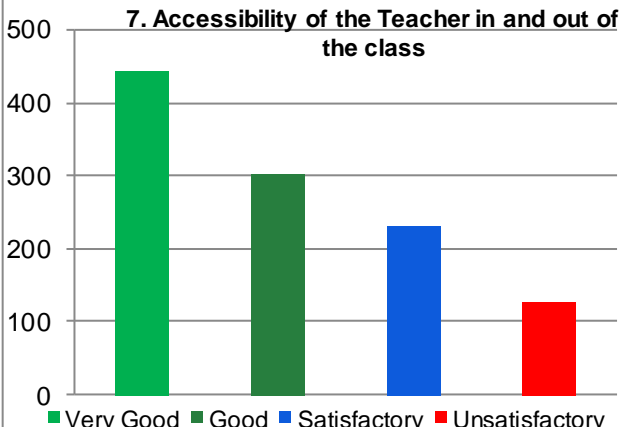
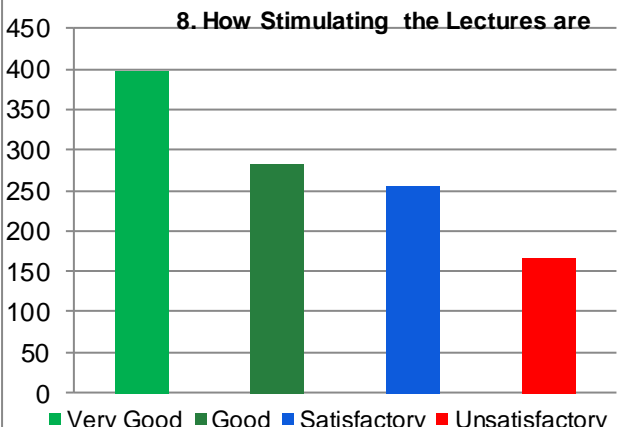
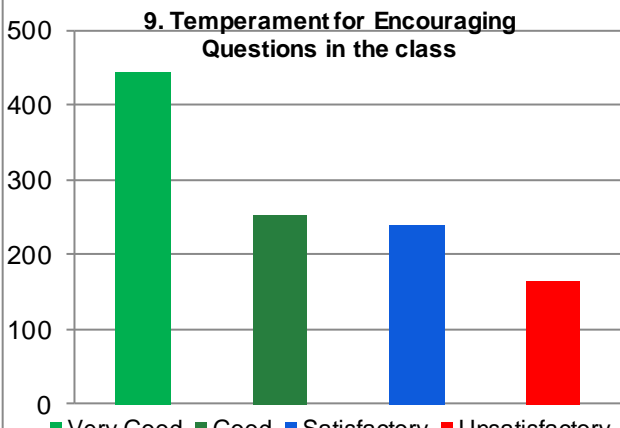
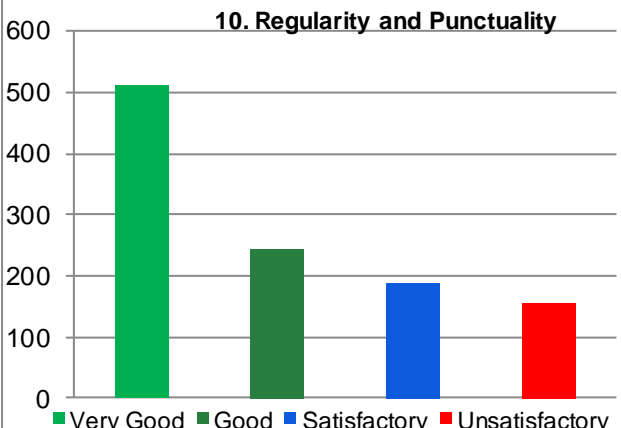
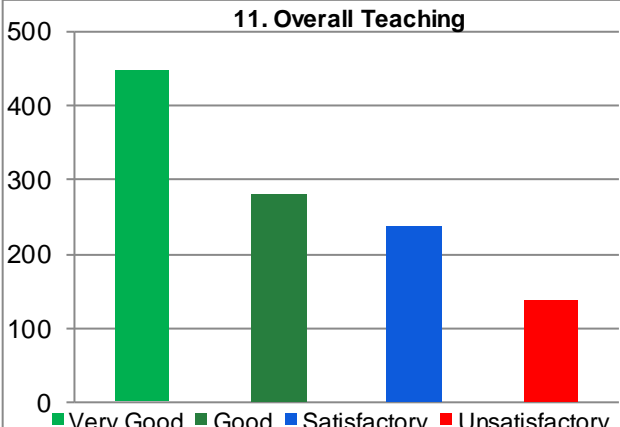
School	Department	Session	Cumulative Score out of 44	Average Percentile Score	Grade	Grade Scheme 100-75 = A 74-60 = B 59-50 =C Below 50 = Very Poor
Law	All	2019-20	32.34	73.50	B	



(1103)

# Guru Ghasidas Vishwavidyalaya, Bilaspur, CG

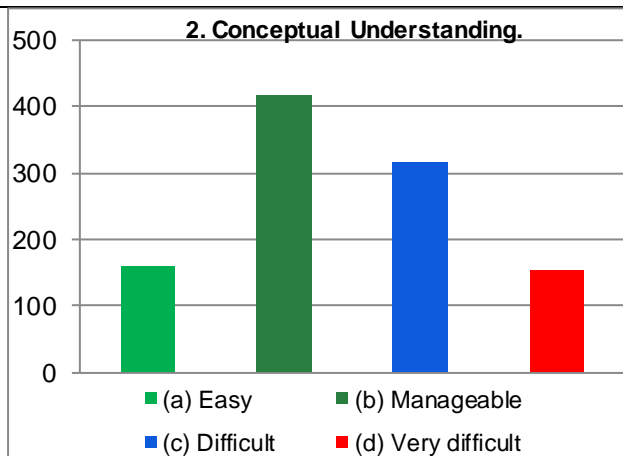
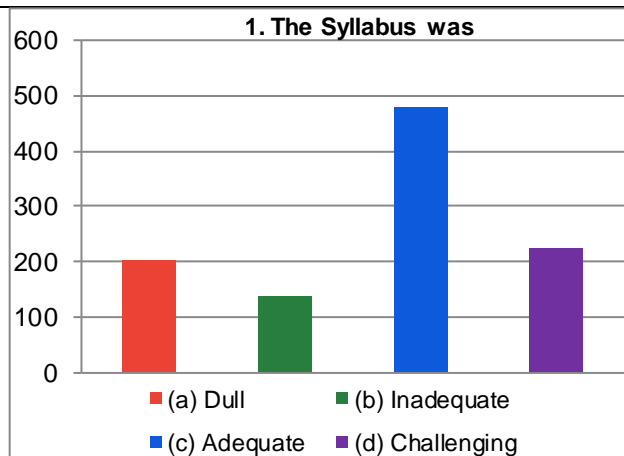
## Student Feedback Analysis Report (Course / Subject – All)

<p><b>7. Accessibility of the Teacher in and out of the class</b></p>  <table border="1"><thead><tr><th>Category</th><th>Count</th></tr></thead><tbody><tr><td>Very Good</td><td>450</td></tr><tr><td>Good</td><td>300</td></tr><tr><td>Satisfactory</td><td>230</td></tr><tr><td>Unsatisfactory</td><td>130</td></tr></tbody></table> <p>2.97</p>	Category	Count	Very Good	450	Good	300	Satisfactory	230	Unsatisfactory	130	<p><b>8. How Stimulating the Lectures are</b></p>  <table border="1"><thead><tr><th>Category</th><th>Count</th></tr></thead><tbody><tr><td>Very Good</td><td>400</td></tr><tr><td>Good</td><td>280</td></tr><tr><td>Satisfactory</td><td>250</td></tr><tr><td>Unsatisfactory</td><td>160</td></tr></tbody></table> <p>2.83</p>	Category	Count	Very Good	400	Good	280	Satisfactory	250	Unsatisfactory	160
Category	Count																				
Very Good	450																				
Good	300																				
Satisfactory	230																				
Unsatisfactory	130																				
Category	Count																				
Very Good	400																				
Good	280																				
Satisfactory	250																				
Unsatisfactory	160																				
<p><b>9. Temperament for Encouraging Questions in the class</b></p>  <table border="1"><thead><tr><th>Category</th><th>Count</th></tr></thead><tbody><tr><td>Very Good</td><td>450</td></tr><tr><td>Good</td><td>250</td></tr><tr><td>Satisfactory</td><td>240</td></tr><tr><td>Unsatisfactory</td><td>160</td></tr></tbody></table> <p>2.89</p>	Category	Count	Very Good	450	Good	250	Satisfactory	240	Unsatisfactory	160	<p><b>10. Regularity and Punctuality</b></p>  <table border="1"><thead><tr><th>Category</th><th>Count</th></tr></thead><tbody><tr><td>Very Good</td><td>510</td></tr><tr><td>Good</td><td>240</td></tr><tr><td>Satisfactory</td><td>190</td></tr><tr><td>Unsatisfactory</td><td>150</td></tr></tbody></table> <p>3.01</p>	Category	Count	Very Good	510	Good	240	Satisfactory	190	Unsatisfactory	150
Category	Count																				
Very Good	450																				
Good	250																				
Satisfactory	240																				
Unsatisfactory	160																				
Category	Count																				
Very Good	510																				
Good	240																				
Satisfactory	190																				
Unsatisfactory	150																				
<p><b>11. Overall Teaching</b></p>  <table border="1"><thead><tr><th>Category</th><th>Count</th></tr></thead><tbody><tr><td>Very Good</td><td>450</td></tr><tr><td>Good</td><td>280</td></tr><tr><td>Satisfactory</td><td>240</td></tr><tr><td>Unsatisfactory</td><td>140</td></tr></tbody></table> <p>2.94</p>	Category	Count	Very Good	450	Good	280	Satisfactory	240	Unsatisfactory	140											
Category	Count																				
Very Good	450																				
Good	280																				
Satisfactory	240																				
Unsatisfactory	140																				

# Guru Ghasidas Vishwavidyalaya, Bilaspur, CG

## Student Feedback Analysis Report (Course / Subject – All)

### On the Content of the Syllabus



\*\*\*