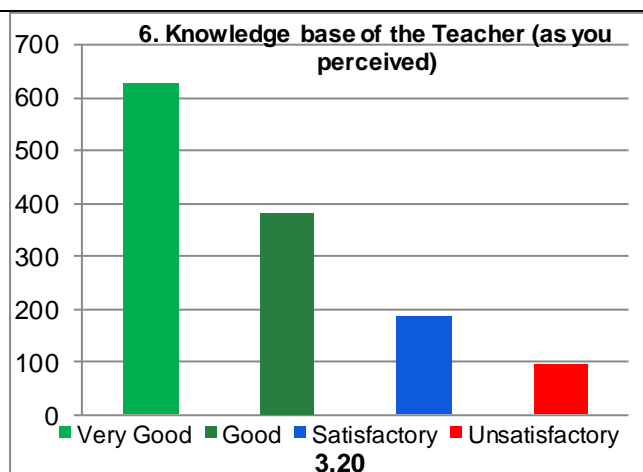
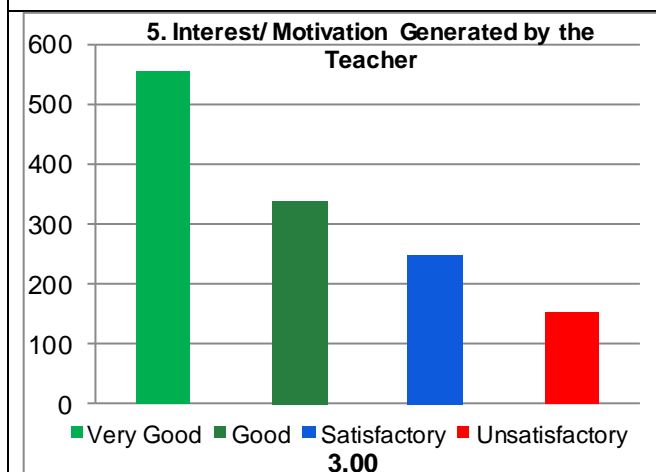
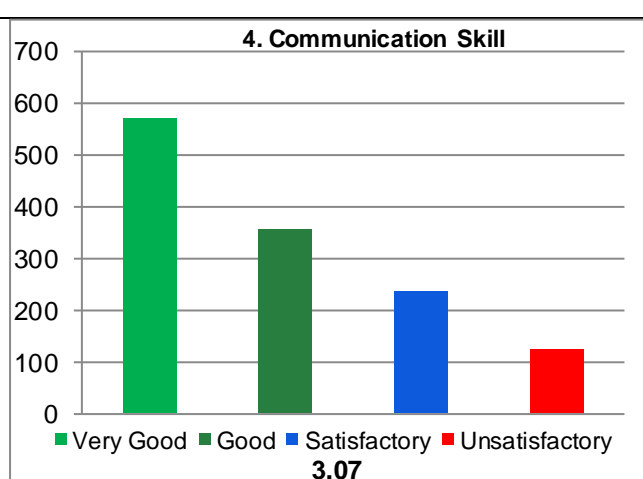
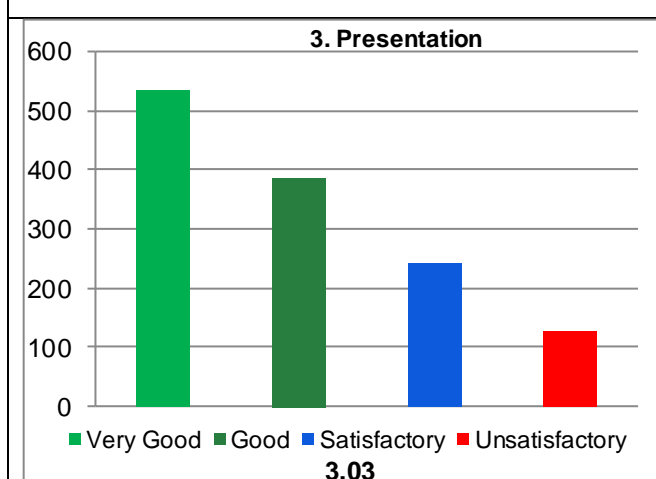
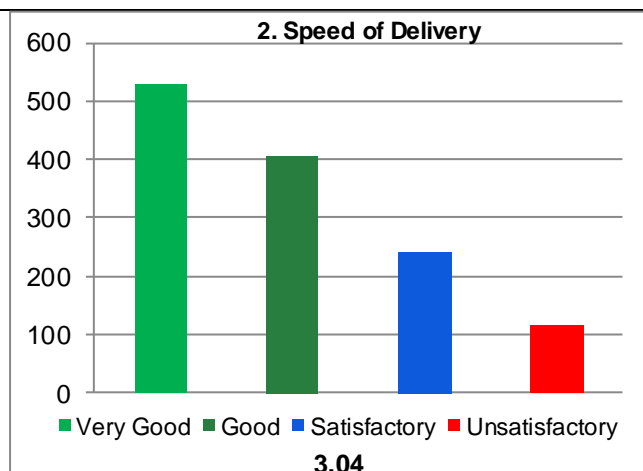
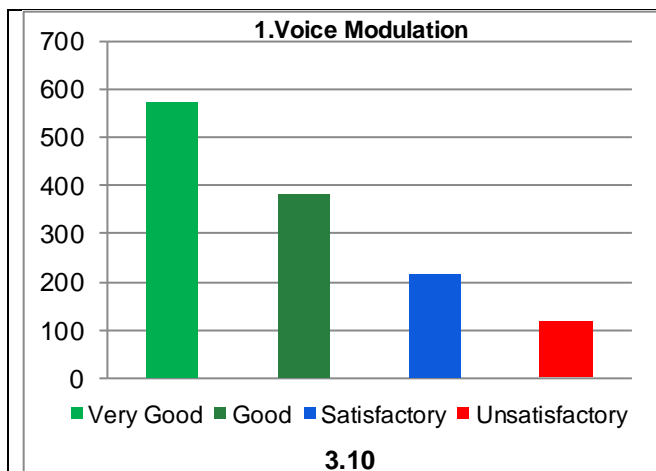


Guru Ghasidas Vishwavidyalaya, Bilaspur, CG

Student Feedback Analysis Report (Course / Subject – All)

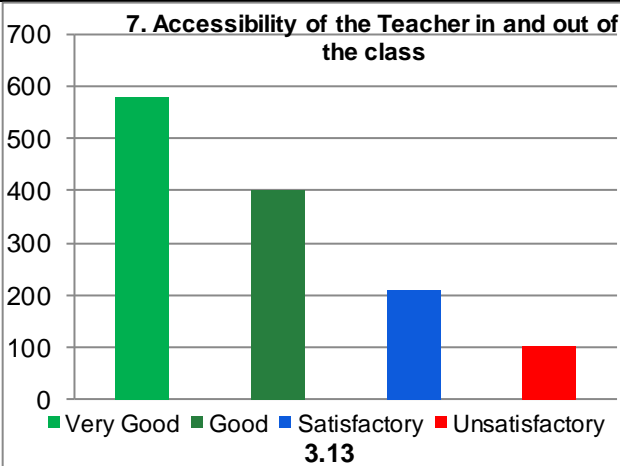
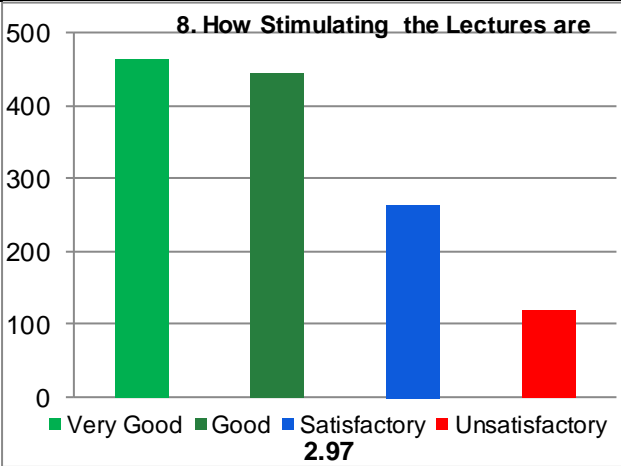
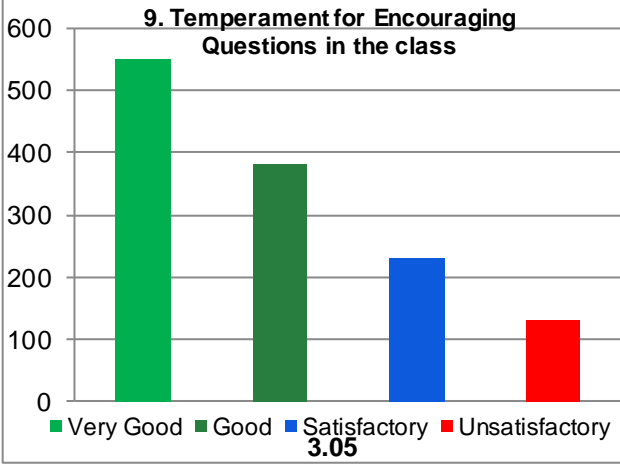
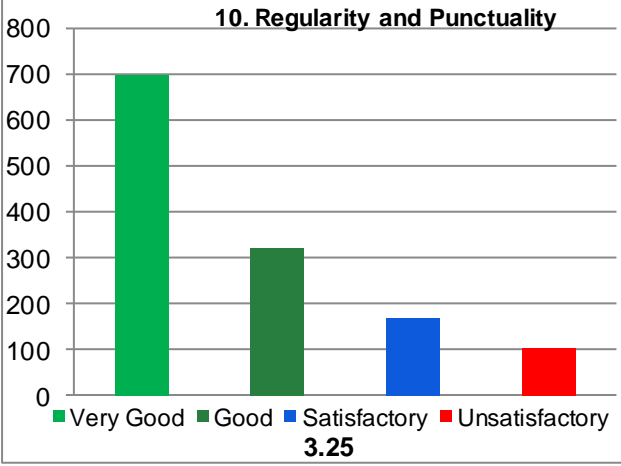
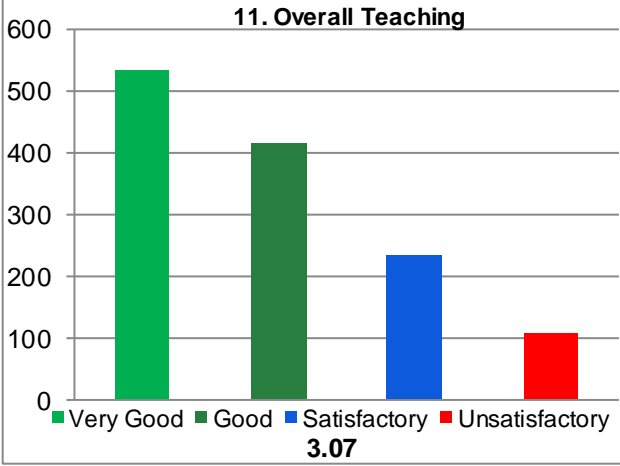
| School | Department | Session | Cumulative Score out of 44 | Average Percentile Score | Grade | Grade Scheme 100-75 = A 74-60 = B 59-50 =C Below 50 = Very Poor |
|--------------------------------------|------------|---------|----------------------------|--------------------------|-------|---|
| Mathematical and Computation Science | All | 2019-20 | 33.89 | 77.02 | A | |



(1294)

Guru Ghasidas Vishwavidyalaya, Bilaspur, CG

Student Feedback Analysis Report (Course / Subject – All)

| <div data-bbox="113 338 735 801"><p>7. Accessibility of the Teacher in and out of the class</p><table border="1"><thead><tr><th>Category</th><th>Count</th></tr></thead><tbody><tr><td>Very Good</td><td>580</td></tr><tr><td>Good</td><td>400</td></tr><tr><td>Satisfactory</td><td>210</td></tr><tr><td>Unsatisfactory</td><td>100</td></tr></tbody></table><p>3.13</p></div> | Category | Count | Very Good | 580 | Good | 400 | Satisfactory | 210 | Unsatisfactory | 100 | <div data-bbox="807 338 1430 801"><p>8. How Stimulating the Lectures are</p><table border="1"><thead><tr><th>Category</th><th>Count</th></tr></thead><tbody><tr><td>Very Good</td><td>470</td></tr><tr><td>Good</td><td>440</td></tr><tr><td>Satisfactory</td><td>260</td></tr><tr><td>Unsatisfactory</td><td>120</td></tr></tbody></table><p>2.97</p></div> | Category | Count | Very Good | 470 | Good | 440 | Satisfactory | 260 | Unsatisfactory | 120 |
|---|----------|-------|-----------|-----|------|-----|--------------|-----|----------------|-----|---|----------|-------|-----------|-----|------|-----|--------------|-----|----------------|-----|
| Category | Count | | | | | | | | | | | | | | | | | | | | |
| Very Good | 580 | | | | | | | | | | | | | | | | | | | | |
| Good | 400 | | | | | | | | | | | | | | | | | | | | |
| Satisfactory | 210 | | | | | | | | | | | | | | | | | | | | |
| Unsatisfactory | 100 | | | | | | | | | | | | | | | | | | | | |
| Category | Count | | | | | | | | | | | | | | | | | | | | |
| Very Good | 470 | | | | | | | | | | | | | | | | | | | | |
| Good | 440 | | | | | | | | | | | | | | | | | | | | |
| Satisfactory | 260 | | | | | | | | | | | | | | | | | | | | |
| Unsatisfactory | 120 | | | | | | | | | | | | | | | | | | | | |
| <div data-bbox="113 882 735 1346"><p>9. Temperament for Encouraging Questions in the class</p><table border="1"><thead><tr><th>Category</th><th>Count</th></tr></thead><tbody><tr><td>Very Good</td><td>550</td></tr><tr><td>Good</td><td>380</td></tr><tr><td>Satisfactory</td><td>230</td></tr><tr><td>Unsatisfactory</td><td>130</td></tr></tbody></table><p>3.05</p></div> | Category | Count | Very Good | 550 | Good | 380 | Satisfactory | 230 | Unsatisfactory | 130 | <div data-bbox="807 882 1430 1346"><p>10. Regularity and Punctuality</p><table border="1"><thead><tr><th>Category</th><th>Count</th></tr></thead><tbody><tr><td>Very Good</td><td>700</td></tr><tr><td>Good</td><td>320</td></tr><tr><td>Satisfactory</td><td>170</td></tr><tr><td>Unsatisfactory</td><td>100</td></tr></tbody></table><p>3.25</p></div> | Category | Count | Very Good | 700 | Good | 320 | Satisfactory | 170 | Unsatisfactory | 100 |
| Category | Count | | | | | | | | | | | | | | | | | | | | |
| Very Good | 550 | | | | | | | | | | | | | | | | | | | | |
| Good | 380 | | | | | | | | | | | | | | | | | | | | |
| Satisfactory | 230 | | | | | | | | | | | | | | | | | | | | |
| Unsatisfactory | 130 | | | | | | | | | | | | | | | | | | | | |
| Category | Count | | | | | | | | | | | | | | | | | | | | |
| Very Good | 700 | | | | | | | | | | | | | | | | | | | | |
| Good | 320 | | | | | | | | | | | | | | | | | | | | |
| Satisfactory | 170 | | | | | | | | | | | | | | | | | | | | |
| Unsatisfactory | 100 | | | | | | | | | | | | | | | | | | | | |
| <div data-bbox="113 1420 735 1883"><p>11. Overall Teaching</p><table border="1"><thead><tr><th>Category</th><th>Count</th></tr></thead><tbody><tr><td>Very Good</td><td>530</td></tr><tr><td>Good</td><td>420</td></tr><tr><td>Satisfactory</td><td>230</td></tr><tr><td>Unsatisfactory</td><td>110</td></tr></tbody></table><p>3.07</p></div> | Category | Count | Very Good | 530 | Good | 420 | Satisfactory | 230 | Unsatisfactory | 110 | | | | | | | | | | | |
| Category | Count | | | | | | | | | | | | | | | | | | | | |
| Very Good | 530 | | | | | | | | | | | | | | | | | | | | |
| Good | 420 | | | | | | | | | | | | | | | | | | | | |
| Satisfactory | 230 | | | | | | | | | | | | | | | | | | | | |
| Unsatisfactory | 110 | | | | | | | | | | | | | | | | | | | | |

Guru Ghasidas Vishwavidyalaya, Bilaspur, CG

Student Feedback Analysis Report (Course / Subject – All)

On the Content of the Syllabus

