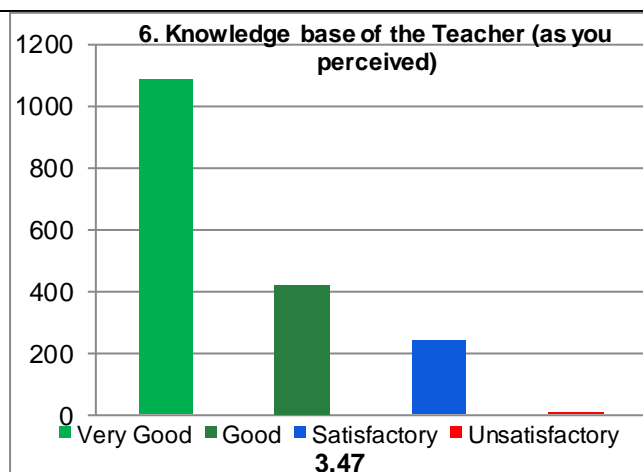
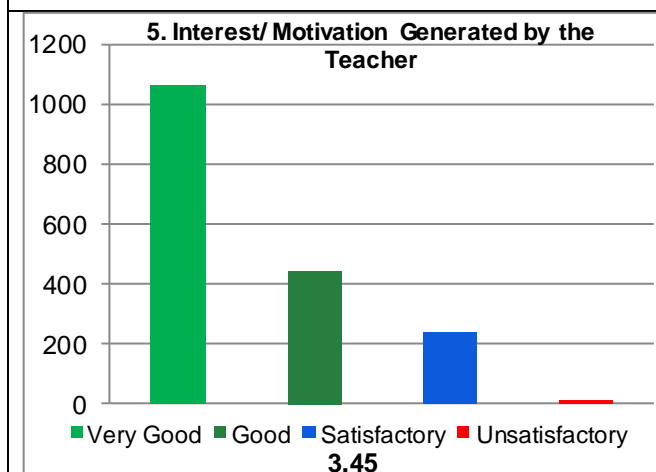
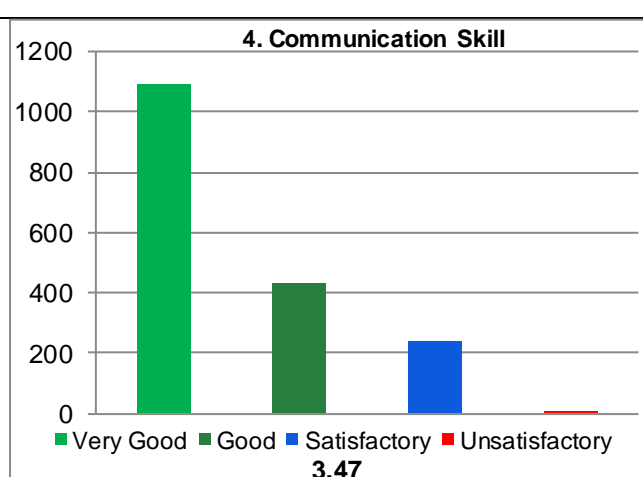
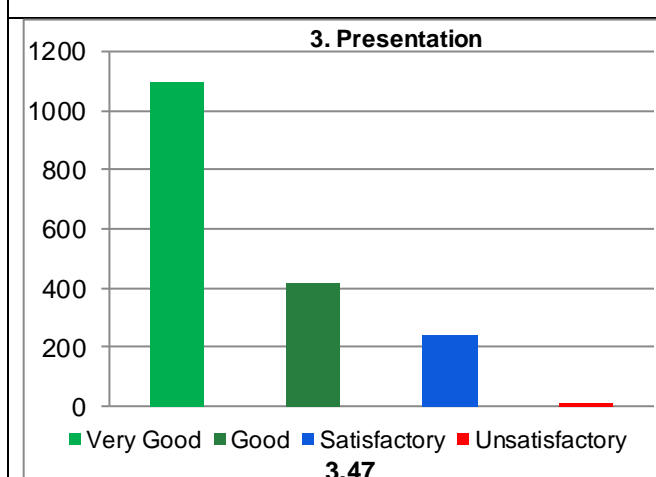
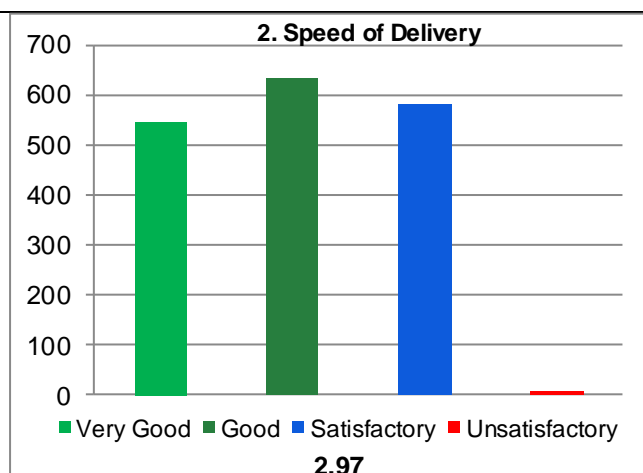
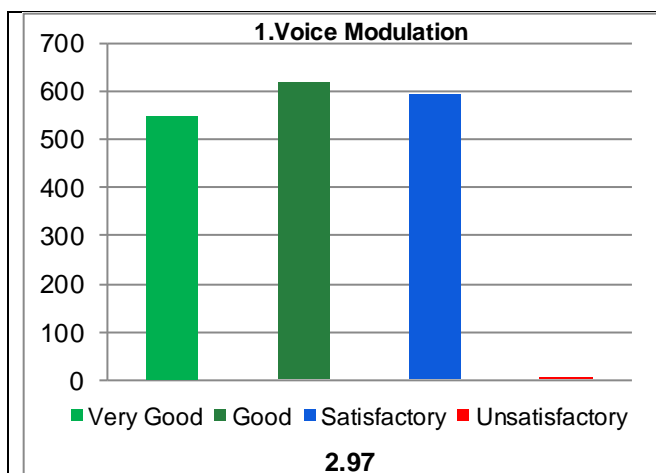


# Guru Ghasidas Vishwavidyalaya, Bilaspur, CG

## Student Feedback Analysis Report (Course / Subject – All)

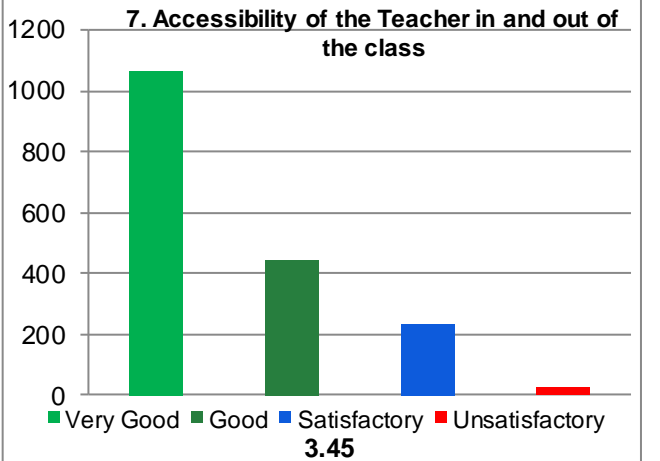
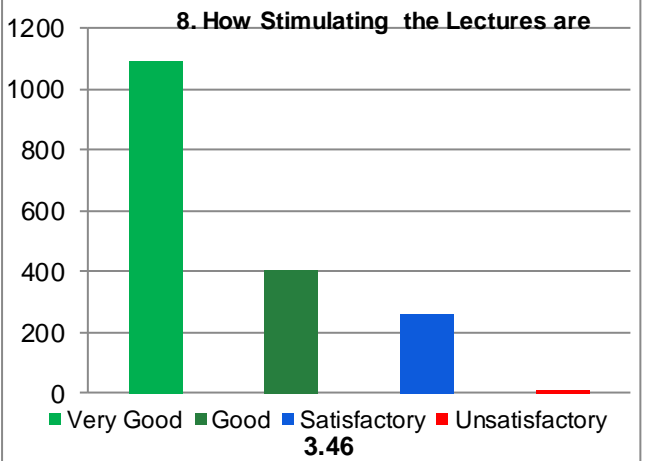
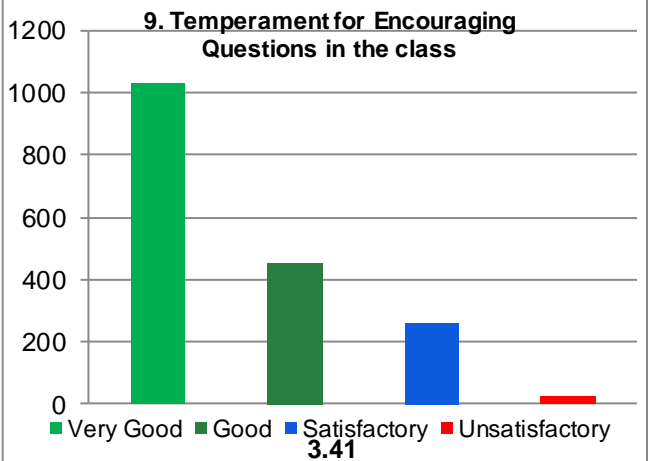
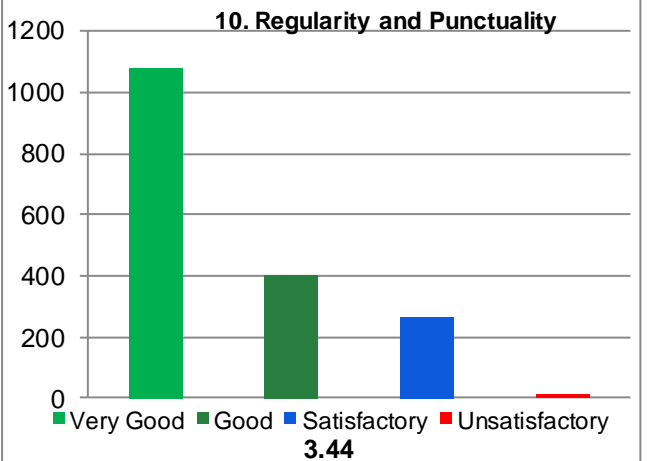
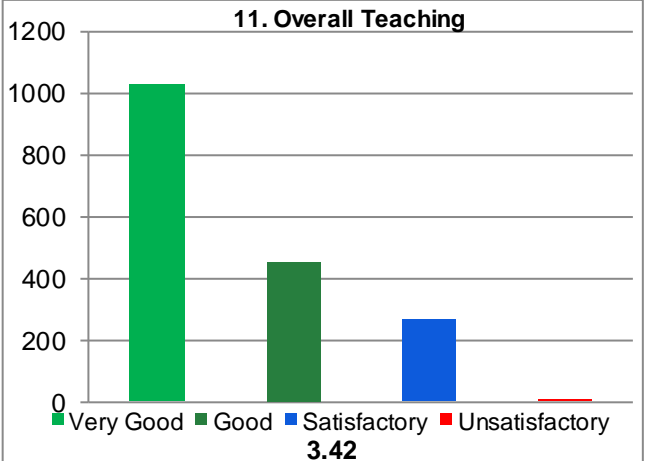
School	Department	Session	Cumulative Score out of 44	Average Percentile Score	Grade	Grade Scheme 100-75 = A 74-60 = B 59-50 =C Below 50 = Very Poor
Physical Science	All	2019-20	36.98	84.05	A	



(1767)

# Guru Ghasidas Vishwavidyalaya, Bilaspur, CG

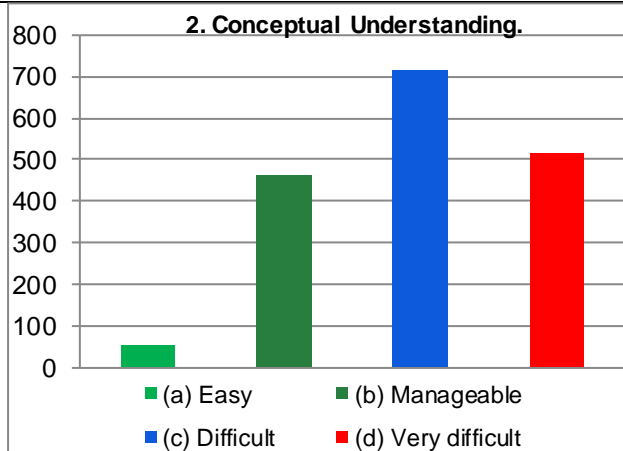
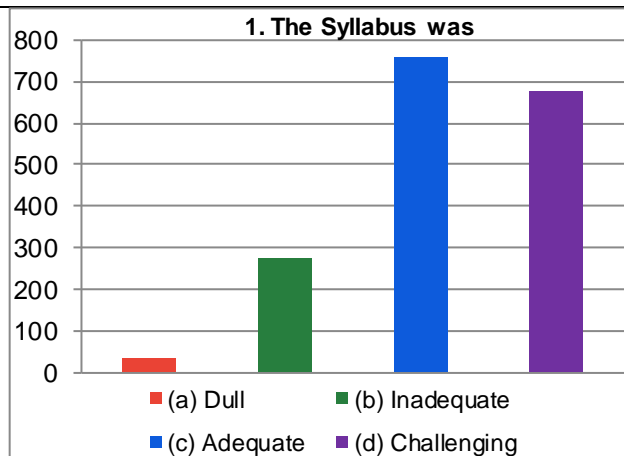
## Student Feedback Analysis Report (Course / Subject – All)

<p><b>7. Accessibility of the Teacher in and out of the class</b></p>  <table border="1"><thead><tr><th>Category</th><th>Count</th></tr></thead><tbody><tr><td>Very Good</td><td>1050</td></tr><tr><td>Good</td><td>450</td></tr><tr><td>Satisfactory</td><td>250</td></tr><tr><td>Unsatisfactory</td><td>20</td></tr></tbody></table> <p>3.45</p>	Category	Count	Very Good	1050	Good	450	Satisfactory	250	Unsatisfactory	20	<p><b>8. How Stimulating the Lectures are</b></p>  <table border="1"><thead><tr><th>Category</th><th>Count</th></tr></thead><tbody><tr><td>Very Good</td><td>1050</td></tr><tr><td>Good</td><td>400</td></tr><tr><td>Satisfactory</td><td>250</td></tr><tr><td>Unsatisfactory</td><td>10</td></tr></tbody></table> <p>3.46</p>	Category	Count	Very Good	1050	Good	400	Satisfactory	250	Unsatisfactory	10
Category	Count																				
Very Good	1050																				
Good	450																				
Satisfactory	250																				
Unsatisfactory	20																				
Category	Count																				
Very Good	1050																				
Good	400																				
Satisfactory	250																				
Unsatisfactory	10																				
<p><b>9. Temperament for Encouraging Questions in the class</b></p>  <table border="1"><thead><tr><th>Category</th><th>Count</th></tr></thead><tbody><tr><td>Very Good</td><td>1050</td></tr><tr><td>Good</td><td>450</td></tr><tr><td>Satisfactory</td><td>250</td></tr><tr><td>Unsatisfactory</td><td>20</td></tr></tbody></table> <p>3.41</p>	Category	Count	Very Good	1050	Good	450	Satisfactory	250	Unsatisfactory	20	<p><b>10. Regularity and Punctuality</b></p>  <table border="1"><thead><tr><th>Category</th><th>Count</th></tr></thead><tbody><tr><td>Very Good</td><td>1050</td></tr><tr><td>Good</td><td>400</td></tr><tr><td>Satisfactory</td><td>250</td></tr><tr><td>Unsatisfactory</td><td>10</td></tr></tbody></table> <p>3.44</p>	Category	Count	Very Good	1050	Good	400	Satisfactory	250	Unsatisfactory	10
Category	Count																				
Very Good	1050																				
Good	450																				
Satisfactory	250																				
Unsatisfactory	20																				
Category	Count																				
Very Good	1050																				
Good	400																				
Satisfactory	250																				
Unsatisfactory	10																				
<p><b>11. Overall Teaching</b></p>  <table border="1"><thead><tr><th>Category</th><th>Count</th></tr></thead><tbody><tr><td>Very Good</td><td>1050</td></tr><tr><td>Good</td><td>450</td></tr><tr><td>Satisfactory</td><td>250</td></tr><tr><td>Unsatisfactory</td><td>10</td></tr></tbody></table> <p>3.42</p>	Category	Count	Very Good	1050	Good	450	Satisfactory	250	Unsatisfactory	10											
Category	Count																				
Very Good	1050																				
Good	450																				
Satisfactory	250																				
Unsatisfactory	10																				

# Guru Ghasidas Vishwavidyalaya, Bilaspur, CG

## Student Feedback Analysis Report (Course / Subject – All)

### On the Content of the Syllabus



\*\*\*